

# NÁVOD NA POUŽITIE



- KWIK-STIK™
- LYFO DISK™
- QC Sets and Panels: KWIK-STIK™

## ZAMÝŠĽANÝ ÚČEL

KWIK-STIK™ a LYFO DISK™ sú určené ako externé klinicky relevantné životaschopné kontrolné materiály (špecifikované v prílohe 1 podľa katalógového čísla) na pomoc pri identifikácii izolátov kultivovaných mikroorganizmov a na overenie výkonnosti analýz, reagensí alebo médií, ktoré sú určené na použitie pri testovaní mikróbov. Tieto produkty nemajú priradenú kvalitatívnu ani kvantitatívnu hodnotu. Tieto kontrolné materiály nie sú automatické a nie sú určené na použitie pri skriningu, monitorovaní alebo diagnóze. Tieto kontroly nie sú určené pre žiadnu špecifickú populáciu pacientov alebo vzoriek.

## SÚHRN A PRINCÍPY

Mikroorganizmy so známymi a predvídateľnými vlastnosťami sa používajú pri kontrole kvality, výuke a odborných programoch.

## PRINCÍP

Mikroorganizmy KWIK-STIK a LYFO DISK zabezpečujú ekvivalentné výsledky ako tradičné metódy, ktoré sa používajú pri príprave, uchovávaní a udržiavaní referenčných zásobných kultúr. Tieto kontrolné materiály nemajú metrologickú sledovateľnosť, pretože jednotka merania je identita organizmov. Preparáty mikroorganizmov sú dohľadateľné v americkej zbierke typových kultúr American Type Culture Collection (ATCC®) alebo v iných spoľahlivých referenčných zbierkach kultúr.

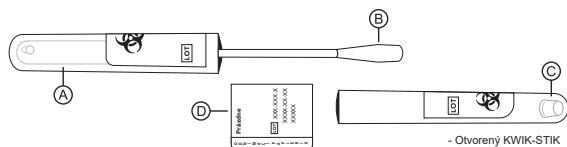
## ZLOŽENIE

Pelety KWIK-STIK a LYFO DISK obsahujú čistú populáciu mikroorganizmov a pomocné látky, ktoré slúžia na udržanie štruktúry a/alebo stability vrátane želatíny, odstredeného mlieka, kyseliny askorbovej a uhlia.

Identita mikroorganizmu je uvedená na štítku produktu. Na štítku produktu sa nachádza aj dohľadateľnosť ku kmeňu zbierkovej kultúry.

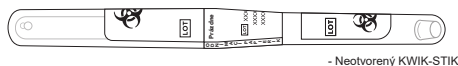
## OPIS PRODUKTU

- A. KWIK-STIK:** Každá jednotka KWIK-STIK obsahuje lyofilizovanú peletu mikroorganizmov, ampulu hydratačnej tekutiny a inokulačný tampón. Každá pomôcka je zapečatená vnútri laminovaného vrečka, ktoré obsahuje vysúšadlo zabraňujúce nepriaznivému hromadeniu vlhkosti. Mikroorganizmy KWIK-STIK sú  $\leq 3$  pasáže od referenčnej kultúry a zaručene sa obnovia pri spracovaní pomocou odporúčaných médií a inkubačných požiadaviek. Tyčinky KWIK-STIK sú dostupné v baleniach po dvoch alebo šiestich kusoch.



### Kľúčové časti KWIK-STIK

- A – sklenená ampulka obsahujúca hydratačnú tekutinu
- B – tampón
- C – peleta s mikrobiálnou kultúrou
- D – odnímacia časť



- B. LYFO DISK:** Mikroorganizmy LYFO DISK sú balené v opätovne uzatvárateľnej liekovke, ktorá obsahuje 6 pelet lyofilizovaných mikroorganizmov a vysúšadlo, ktoré zabraňuje nepriaznivému hromadeniu vlhkosti. Mikroorganizmy LYFO DISK sú  $\leq 3$  pasáže od referenčnej kultúry a zaručene sa obnovia pri spracovaní pomocou odporúčaných médií a inkubačných požiadaviek.
- C. QC Sets and Panels: KWIK-STIK:** Každá súprava alebo panel obsahuje viacero tyčienok KWIK-STIK spojených do jedného balíka pre pohodlné vykonávanie bežne používaných technológií, noriem, prístrojov alebo testovacích metód.

## VÝSTRAHY A BEZPEČNOSTNÉ OPATRENIA

- Tieto produkty slúžia na in vitro diagnostické použitie.
- Nie sú určené na konzumáciu človekom, zvierateľom ani domácim zvierateľom.
- Produkty KWIK-STIK a LYFO DISK sú určené len na jedno použitie. Nepoužívajte opakovane ani nezamrazujte.
- Podrobné informácie nájdete v bezpečnostnom liste. Bezpečnostné listy je možné nájsť na webových stránkach na adrese [www.microbiologics.com](http://www.microbiologics.com) alebo vám ich poskytnú technická podpora na čísle **1.320.229.7045** alebo bezplatnom čísle v USA **1.866.286.6691**.
- Hydratačná tekutina v tyčinke KWIK-STIK môže spôsobiť závažné podráždenie očí. Ak sa dostane do očí, opatrne ich niekoľko minút vyplachujte vodou. Ak máte v očiach kontaktné šošovky a je možné ich ľahko odstrániť, urobte tak. Pokračujte vo vyplachovaní. Ak podráždenie pretrváva, vyhľadajte lekársku pomoc.
- Pri manipulácii používajte ochranné rukavice, ochranný odev, ochranu očí a ochranu tváre. Po manipulácii si dôkladne umyte ruky.
- Tieto pomôcky obsahujú životaschopné mikroorganizmy úrovne 1 a 2 biologickej bezpečnosti, ktoré môžu spôsobiť ochorenie. Dodržiavanie vhodných techník je nevyhnutné na zabránenie vystaveniu a kontaktu s mikroorganizmami.
- Niektoré organizmy tvoria toxíny, podrobné informácie nájdete na adrese [www.microbiologics.com](http://www.microbiologics.com).
- Mikrobiologické laboratórium musí byť vybavené a obsahovať zariadenia na príjem, spracovanie, udržiavanie, uchovávanie a likvidáciu biologicky nebezpečného materiálu.
- Produkty KWIK-STIK a LYFO DISK slúžia len na odborné použitie. Tieto pomôcky smie používať iba vyškolený personál laboratória.
- Likvidácia všetkého biologického materiálu je regulovaná. Každé laboratórium si musí byť vedomé miestnych zákonov o správnej likvidácii biologicky nebezpečných materiálov a dodržiavať ich.
- Mikroorganizmy KWIK-STIK a LYFO DISK nie sú vyrobené pomocou prírodného kaučuku.
- Nestláčajte sklenenú ampulu tyčinky KWIK-STIK prstom, rozbité sklo môže preraziť plastové puzdro a vytvoriť riziko poranenia.
- Všetky závažné udalosti, ktoré nastali v spojení s pomôckou, nahláste spoločnosti Microbiologics a príslušnému orgánu členského štátu, v ktorom sa nachádza používateľ a/alebo pacient.

## POTREBNÉ MATERIÁLY, KTORÉ NIE SÚ SÚČASŤOU BALENIA

- Mikroorganizmy LYFO DISK vyžadujú sterilné skúmavky a 0,5 ml sterilnej tekutiny, ako napríklad trypton-sójový bujón, bujón mozgovo-srdcová infúzia, fyziologický roztok alebo deionizovanú vodu na hydratáciu lyofilizovaného preparátu. Sterilné tampóny či inokulačné kľučky sú potrebné na prenos hydratovaného preparátu na agarovú misku.
- Mikroorganizmy KWIK-STIK a LYFO DISK vyžadujú na optimálny rast a obnovenie neselektívne, výživné alebo obohatené agarové médium a špecifické trvania inkubácie. Bulletin s technickými informáciami (TIB.081) Odporúčané kultivačné metódy uvádzajú odporúčané médiá a požiadavky na inkubáciu. Bulletin je dostupný na adrese [www.microbiologics.com](http://www.microbiologics.com).

## NÁVOD NA POUŽITIE

### A. KWIK-STIK a QC Sets and Panels: Postup pre mikroorganizmy KWIK-STIK

1. Nechajte neotvorené vrečko KWIK-STIK dosiahnuť izbovú teplotu. Roztrhnite vrečko v mieste zárezu a vyberte jednotku KWIK-STIK.
2. Odtrhnite odnímaciu časť na obale a pripevnite ju k miske s primárnou kultúrou alebo k záznamu QC. Nerozoberajte pomôcku počas hydratácie.
3. Prasknutím ampuly na vrchnej časti tyčinky KWIK-STIK o roh pracovného stola alebo dosky (tesne pod meniskom tekutiny) uvoľníte hydratačnú tekutinu. Ampulu prasknite len raz. Viacnásobné prasknutie ampuly môže spôsobiť prerazenie plastového puzdra sklenenými úlomkami, čím vzniká riziko poranenia.
4. Držte vo zvislej polohe a poklepte po tvrdom povrchu, aby ste uľahčili prietok tekutiny cez telo až na dno jednotky, kde sa nachádza peleta. Tyčinku KWIK-STIK netraste a ani neprekrývajte malý otvor na jej vrchnej časti.
5. Stláčaním spodnej časti jednotky podrďte peletu v tekutine, kým sa nerozpustí.
6. Ihneď poriadne namočte tampón v hydratovanom materiáli a preneste ho na vhodné agarové médium alebo ho použite podľa SLP laboratória. Použite ihneď po hydratácii.
7. Naočkujte misku(-y) s primárnou kultúrou pomocou jemného potierania tampónu po jednej tretine misky.
8. Rozotrite pomocou sterilnej inokulačnej kľučky, čím uľahčíte izoláciu kultúr.
9. Zlikvidujte tyčinku KWIK-STIK vhodným spôsobom likvidácie biologicky nebezpečných materiálov.
10. Misku(-y) dajte ihneď inkubovať otočené hore dnom pri takej teplote a podmienkach, ktoré sú vhodné pre daný mikroorganizmus. Metódu kultivácie možno nájsť na stránke produktu na adrese [www.microbiologics.com](http://www.microbiologics.com).

## B. Postup pre mikroorganizmus LYFO DISK

1. Vyberte neotvorenú liekovku LYFO DISK z 2 °C – 8 °C uskladnenia a nechajte ju dosiahnuť izbovú teplotu.
2. Pomocou sterilnej pinzety a aseptickej techniky vyberte z liekovky 1 peletu. Nevyberajte vysúšadlo.
3. Umiestnite peletu do 0,5 ml sterilnej tekutiny (voda, fyziologický roztok, TSB alebo BHIB). Ihneď zazátkujte a vráťte liekovku do uskladnenia pri teplote 2 °C – 8 °C.
4. Rozdrvte peletu sterilným tampónom, až kým sa nerozpustí. Ihneď poriadne namočte tampón v hydratovanom materiáli a preneste ho na agarové médium.
5. Naočkujte miskú(-y) s primárnou kultúrou pomocou jemného potierania tampónu po jednej tretine misky.
6. Rozotrite pomocou sterilnej inokulačnej kľučky, čím uľahčíte izoláciu kultúr.
7. Zlikvidujte zvyšok hydratovaného materiálu pomocou vhodného spôsobu likvidácie biologicky nebezpečných materiálov.
8. Misku(-y) dajte ihneď inkubovať otočené hore dnom pri takej teplote a podmienkach, ktoré sú vhodné pre daný mikroorganizmus. Metódu kultivácie možno nájsť na stránke produktu na adrese [www.microbiologics.com](http://www.microbiologics.com).

## UCHOVÁVANIE A EXSPIRÁCIA

Mikroorganizmy LYFO DISK a KWIK-STIK uchovávajúte pri teplote 2 °C až 8 °C v pôvodnej zapečatenej liekovke alebo zapečatenom fóliovom vrecku obsahujúcom vysúšadlo. Mikroorganizmy LYFO DISK a KWIK-STIK sa nesmú použiť ak:

- Neboli správne uchovávané.
- Je prítomný dôkaz o nadmernom vystavení teplu alebo vlhkosti.
- Uplynul dátum spotreby.

Tyčinku KWIK-STIK vyberajte zo zapečateného puzdra až tesne pred použitím. Produkty KWIK-STIK a LYFO DISK použite ihneď po hydratácii.

## OBMEDZENIA





Tento produkt nemusí byť vhodný na použitie so všetkými súpravami a postupmi.

## ŠTÚDIA REPRODUKOVATEĽNOSTI

Výkonnosť tyčinky KWIK-STIK bola hodnotená štúdiou reprodukovateľnosti, ktorá sa vykonala pomocou 15 mikroorganizmov, troch odlišných šarží produktu a na troch odlišných pracoviskách. Výsledky štúdie sú zhrnuté nižšie.

Analyt	Súhlas od testovacieho pracoviska			
	Pracovisko 1	Pracovisko 2	Pracovisko 3	Celkom
<i>Acinetobacter baumannii</i> ATCC® 19606™	24/24 = 100%	24/24 = 100%	24/24 = 100%	72/72 = 100%
<i>Burkholderia cepacia</i> ATCC® 25416™	24/24 = 100%	24/24 = 100%	24/24 = 100%	72/72 = 100%
<i>Escherichia coli</i> ATCC® 25922™	24/24 = 100%	24/24 = 100%	24/24 = 100%	72/72 = 100%
<i>Escherichia coli</i> O157:H7 ATCC® 35150™	24/24 = 100%	24/24 = 100%	24/24 = 100%	72/72 = 100%
<i>Klebsiella pneumoniae</i> NCTC 13438	24/24 = 100%	24/24 = 100%	24/24 = 100%	72/72 = 100%
<i>Neisseria gonorrhoeae</i> ATCC® 49226™	24/24 = 100%	24/24 = 100%	24/24 = 100%	72/72 = 100%
<i>Pseudomonas aeruginosa</i> ATCC® 27853™	24/24 = 100%	24/24 = 100%	24/24 = 100%	72/72 = 100%
<i>Enterococcus faecalis</i> ATCC® 29212™	24/24 = 100%	24/24 = 100%	24/24 = 100%	72/72 = 100%
<i>Staphylococcus aureus</i> NCTC 12493	24/24 = 100%	24/24 = 100%	24/24 = 100%	72/72 = 100%
<i>Streptococcus pneumoniae</i> ATCC® 49619™	24/24 = 100%	24/24 = 100%	24/24 = 100%	72/72 = 100%
<i>Bacteroides fragilis</i> ATCC® 25285™	24/24 = 100%	24/24 = 100%	24/24 = 100%	72/72 = 100%
<i>Clostridium difficile</i> ATCC® 9689™	24/24 = 100%	24/24 = 100%	24/24 = 100%	72/72 = 100%
<i>Candida albicans</i> ATCC® 10231™	24/24 = 100%	24/24 = 100%	24/24 = 100%	72/72 = 100%
<i>Aspergillus fumigatus</i> ATCC® 204305™	24/24 = 100%	24/24 = 100%	24/24 = 100%	72/72 = 100%
<i>Aspergillus brasiliensis</i> ATCC® 16404™	24/24 = 100%	24/24 = 100%	24/24 = 100%	72/72 = 100%

## KLÚČ SYMBOLOV

	Autorizovaný zástupca v Európskom spoločenstve/Európskej únii		Zdravotnícka pomôcka in vitro
	Kód šarže		Výrobca
	Biologické riziká		Negatívna kontrola
	Katalógové číslo		Pozitívna kontrola
	Upozornenie		Množstvo
	Označenie CE		Autorizovaný zástupca pre Švajčiarsko
	Prečítajte si návod na použitie alebo elektronický návod na použitie		Telefónne číslo
	Obsahuje množstvo, ktoré postačuje na <n> testov		Teplotné obmedzenie
	Pomôcka na testovanie v blízkosti pacienta		Značka posúdenia zhody v Spojenom kráľovstve
	Nepoužívajte opakovane		Zodpovedná osoba v Spojenom kráľovstve
	Nepoužívajte, ak je balenie poškodené a prečítajte si návod na použitie		Dátum spotreby
	Ohrozenie zdravia		Voda, tekutina
	Autorizovaný zástupca EÚ		

Príslušné symboly nájdete na štítkoch produktov.

## WEBOVÁ STRÁNKA

Navštívte webovú stránku [www.microbiologics.com](http://www.microbiologics.com), kde nájdete aktuálne technické informácie a dostupnosť produktov.

## LITERATÚRA

- Adams G. (2007). The principles of freeze-drying. Methods in molecular biology (Clifton, N.J.), 368, 15–38. [https://doi.org/10.1007/978-1-59745-362-2\\_2](https://doi.org/10.1007/978-1-59745-362-2_2)



**Microbiologics, Inc.**

200 Cooper Avenue North  
St. Cloud, MN 56303 USA  
www.microbiologics.com

**Zákaznícky servis**

Tel: +1.320.253.7400  
Bezplatné číslo v USA: +1.800.599.2847  
E-mail: info@microbiologics.com

**Technická podpora**

Tel: +1.320.229.7045  
Bezplatné číslo v USA: +1.866.286.6691  
E-mail: techsupport@microbiologics.com



**MediMark® Europe**

11 rue Emile Zola  
38100 Grenoble, Francúzsko  
Tel.: +33 (0)4 76 86 43 22  
Fax: +33 (0)4 76 17 19 82  
E-mail: info@medimark-europe.com



**International Associates Limited**

Centrum House, 38 Queen Street,  
Glasgow, Lanarkshire, G1 3DX, UK  
UKRP@ia-uk.com



**Decomplix AG**

Freiburgstrasse 3, 3010  
Bern, Switzerland

Ďalšie kópie tohto príbalového letáku je možné získať na webovej adrese [www.microbiologics.com](http://www.microbiologics.com) alebo kontaktovaním e-mailovej adresy [info@microbiologics.com](mailto:info@microbiologics.com).

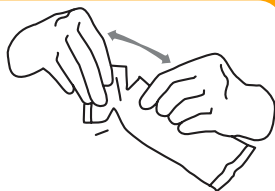
ATCC Licensed  
Derivative

\*Hľadajte licencovaný derivát ATCC Licensed Derivative® emblém pre všetky produkty pochádzajúce z kultúr ATCC®. Licencovaný derivačný emblém ATCC Licensed Derivative, licencované derivačné slovné značenie ATCC Licensed Derivative a katalógové značenia ATCC sú obchodné známky organizácie ATCC. Spoločnosť Microbiologics, Inc. má licenciu na používanie týchto vodoznakov a na predaj produktov odvodených od kultúr ATCC®.



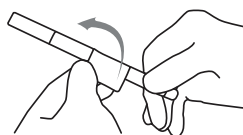
## OBRAZOVÉ POKYNY

1



Nechajte neotvorené vrečko KWIK-STIK dosiahnuť izbovú teplotu. Roztrhnite vrečko v mieste zárezu a vyberte jednotku KWIK-STIK.

2

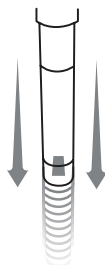


Odtrhnite odnímaciu časť na obale a pripevnite ju k miske s primárnou kultúrou alebo k záznamu QC. Nerozoberajte pomôcku počas hydratácie.

3

Prasknutím ampuly na vrchnej časti tyčinky KWIK-STIK o roh pracovného stola alebo dosky (tesne pod meniskom tekutiny) uvoľníte hydratačnú tekutinu. Ampulu prasknite len raz. Viacnásobné prasknutie ampuly môže spôsobiť prerazenie plastového puzdra sklenenými úlomkami, čím vzniká riziko poranenia.

4



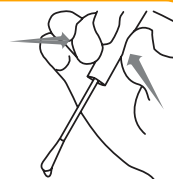
Držte vo zvislej polohe a poklepte po tvrdom povrchu, aby ste uľahčili prietok tekutiny cez telo až na dno jednotky, kde sa nachádza peleta. Tyčinkou KWIK-STIK netraсте a ani neprekrývajte malý otvor na jej vrchnej časti.

5



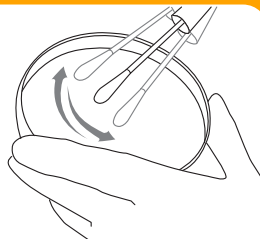
Stláčaním spodnej časti jednotky podrvtte peletu v tekutine, kým sa nerozpustí.

6



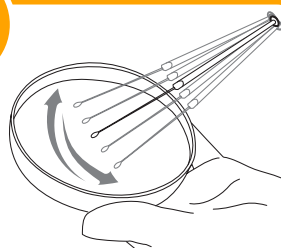
Ihneď poriadne namočte tampón v hydratovanom materiáli a preneste ho na vhodné agarové médium alebo ho použite podľa SLP laboratória. Použite ihneď po hydratácii.

7



Naočkujte misku(-y) s primárnou kultúrou pomocou jemného potierania tampónu po jednej tretine misky.

8



Rozotrite pomocou sterilnej inokulačnej kľučky, čím uľahčíte izoláciu kultúr.

9

Zlikvidujte tyčinku KWIK-STIK vhodným spôsobom likvidácie biologicky nebezpečných materiálov.



10

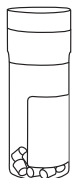
Misku(-y) dajte ihneď inkubovať otočené hore dnom pri takej teplote a podmienkach, ktoré sú vhodné pre daný mikroorganizmus.

Metódu kultivácie možno nájsť na stránke produktu na adrese [microbiologics.com](http://microbiologics.com)

# LYFO·DISK™

## OBRAZOVÉ POKYNY

1



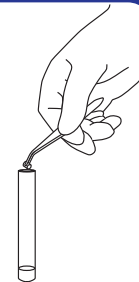
Vyberte neotvorenú liekovku LYFO DISK z 2 °C – 8 °C uskladnenia a nechajte ju dosiahnuť izbovú teplotu.

2



Pomocou sterilnej pinzety a aseptickej techniky vyberte z liekovky 1 peletu. Nevyberajte vysušadlo.

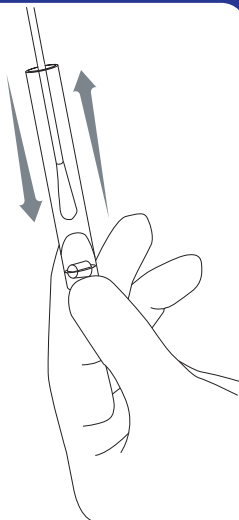
3



Umiestnite peletu do 0,5 ml sterilnej tekutiny (voda, fyziologický roztok, TSB alebo BHIB).

**Ihneď** zazátokujte a vráťte liekovku do uskladnenia pri teplote 2 °C – 8 °C.

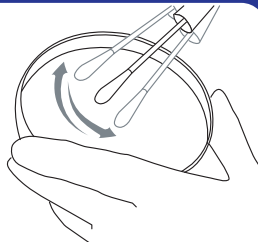
4



Rozdrvte peletu sterilným tampónom, až kým sa nerozpustí.

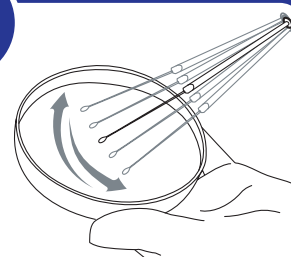
**Ihneď** poriadne namočte tampón v hydratovanom materiáli a preneste ho na agarové médium.

5



Naočkujte miskú(-y) s primárnou kultúrou pomocou jemného potierania tampónu po jednej tretine misky.

6



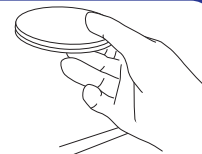
Rozotrite pomocou sterilnej inokulačnej kľučky, čím uľahčíte izoláciu kultúr.

7



Zlikvidujte zvyšok hydratovaného materiálu pomocou vhodného spôsobu likvidácie biologicky nebezpečných materiálov.

8



Misku(-y) dajte **ihneď** inkubovať otočené hore dnom pri takej teplote a podmienkach, ktoré sú vhodné pre daný mikroorganizmus.

Metódu kultivácie možno nájsť na stránke produktu na adrese [microbiologics.com](http://microbiologics.com)



História vydání		
Revízia	Dátum	Popis zmeny
E	2022-06-22	Zmeny vykonané pre súlad s IVDR. Odlišná formulácia zamýšľaného účelu, aby spĺňal požiadavky IVDR. Pridaný obrázok tyčinky KWIK-STIK na objasnenie umiestnenia organizmu. Pridaná výstraha o tom, že produkty sú určené len na jedno použitie a že sa nesmú zamrazovať. Odstránené odkazy na KWIK-STIK Plus. Pridaný odkaz o úrovniach biologickej bezpečnosti. Pridaná výstraha o produkcii toxínov niektorými mikroorganizmami. Pridaná výstraha o výlučne odbornom použití produktov. Pridaná výstraha, aby sa nestláčala sklenená ampula tyčinky KWIK-STIK. Pridaná veta o nahlásení závažných udalostí. Pridaný pokyn o vyberaní tyčinky KWIK-STIK z puzdra až tesne pred použitím. Pridaná informácia, že produkty KWIK-STIK a LYFO DISK treba po hydratácii ihneď použiť. Pridané údaje o reprodukovateľnosti. Pridaná poznámka o dohľadateľnosti k zbierkam kultúr.
F	2023-03-01	Aktualizované názvy produktov podľa zmeny názvu zbierky kultúry: produkt #0546 získaný z kultúry ATCC® 334™ bol premenovaný z <i>Lactobacillus casei</i> na <i>Lactobacillus paracasei</i> , produkt #0784 získaný z kultúry ATCC® 700603™ bol premenovaný z <i>Klebsiella pneumoniae</i> subsp. <i>pneumoniae</i> na <i>Klebsiella quasipneumoniae</i> , pri produkte#0346 <i>Salmonella enterica</i> subsp. <i>enterica</i> , sérovar Anatum, ktorý bol získaný z kultúry ATCC® 9270™, bolo z názvu produktu odstránené písmeno „E“.
G	2023-08-04	Aktualizované názvy produktov podľa zmeny názvu zbierky kultúry: produkt 0152, získaný z ATCC® 19257™, bol premenovaný z <i>Lactococcus lactis</i> subsp. <i>cremoris</i> na <i>Lactococcus cremoris</i> , produkt 0156, získaný z ATCC® 15488™, bol premenovaný z <i>Mycoplasma hominis</i> na <i>Metamycoplasma hominis</i> , produkt 0212, získaný z ATCC® 33217™, bol premenovaný z <i>Fluoribacter bozemaniae</i> na <i>Legionella bozemaniae</i> , produkt 0445, získaný z ATCC® 8482™, bol premenovaný z <i>Bacteroides vulgatus</i> na <i>Phocaeicola vulgatus</i> , takisto v produkte 5190P, produkt 0484, získaný z ATCC® 9027™, bol premenovaný z <i>Pseudomonas aeruginosa</i> na <i>Pseudomonas paraaeruginosa</i> , produkt 0486, získaný z ATCC® 6633™, bol premenovaný z <i>Bacillus subtilis</i> subsp. <i>spizizenii</i> na <i>Bacillus spizizenii</i> , produkt 0519, získaný z ATCC® 34614™, bol premenovaný z <i>Geotrichum candidum</i> na <i>Galactomyces candidus</i> , produkt 0540, získaný z ATCC® 19659™, bol premenovaný z <i>Bacillus subtilis</i> na <i>Bacillus spizizenii</i> , produkt 0596, získaný z ATCC® 7050™, bol premenovaný z <i>Bacillus coagulans</i> na <i>Weizmannia coagulans</i> , produkt 0840, získaný z ATCC® 8724™, bol premenovaný z <i>Klebsiella oxytoca</i> na <i>Klebsiella michiganensis</i> , produkt 0999, získaný z ATCC® 13061™, bol premenovaný z <i>Bacillus cereus</i> na <i>Bacillus paranthracis</i> . Odstránený produkt 5229P z dôvodu prerušenia dostupnosti. Pridaný symbol UKCA medzi symboly v záhlaví, aktualizovaný Kľúč symbolov, pridané informácie o zástupcoch Spojeného kráľovstva a Švajčiarska do časti Pomoc.

H	2024-02-23	Aktualizované názvy produktov podľa zmeny názvu odberu kultivácie: výrobok 0116 L P K, <i>Bacillus megaterium</i> odvodený z: ATCC® 9885™ bol zmenený na <i>Priestia megaterium</i> ; výrobok 0120 L P K, <i>Bacillus subtilis</i> subsp. <i>subtilis</i> odvodený z: ATCC® 6051™ bol zmenený na <i>Bacillus subtilis</i> ; výrobok 0136 L P K, 5193P, <i>Streptococcus salivarius</i> subsp. <i>thermophilus</i> odvodený z: ATCC® 19258™ bol zmenený na <i>Streptococcus thermophilus</i> ; výrobok 0140 L P K, 5191P, <i>Bacillus circulans</i> odvodený z: ATCC® 61™ bol zmenený na <i>Niallia circulans</i> ; výrobok 0201 L P K, 5191P, <i>Bacillus megaterium</i> odvodený z: ATCC® 14581™ bol zmenený na <i>Priestia megaterium</i> ; výrobok 0234 L P K, <i>Lactobacillus plantarum</i> odvodený z: ATCC® 8014™ bol zmenený na <i>Lactiplantibacillus plantarum</i> ; výrobok 0639 L P K, <i>Enterobacter cloacae</i> subsp. <i>Cloacae</i> odvodený z: ATCC® 49141™ bol zmenený na <i>Enterobacter ludwigii</i> ; výrobok 0702 L. P. K., <i>Pseudomonas putida</i> odvodená z: ATCC® 31483™ bola zmenená na <i>Pseudomonas</i> sp.; Odstránený výrobok 0746L, 0746K, 0746P z dôvodu prerušenia dostupnosti. Aktualizovaný názov súpravy: QC Set 5066P, NH (3 Strains) bola zmenená na QC Set NH (4 Strains).
I	2024-10-16	Aktualizované názvy produktov podľa zmeny názvu kolekcie kultúry: produkt 0235 L P K, <i>Lactobacillus leichmannii</i> , získaný z kolekcie ATCC® 7830™, bol zmenený na <i>Lactobacillus delbrueckii</i> subsp. <i>lactis</i> ; produkt 01262 L P K, <i>Lactobacillus brevis</i> , získaný z kolekcie ATCC® 14869™, bol zmenený na <i>Levilactobacillus brevis</i> ; produkt 0764 L P K, 5193P, <i>Staphylococcus sciuri</i> subsp. <i>sciuri</i> , získaný z kolekcie ATCC® 29061™, bol zmenený na <i>Mammaliicoccus sciuri</i> ; produkt 0176 L P K, <i>Lactobacillus casei</i> , získaný z kolekcie ATCC® 393™, bol zmenený na <i>Lacticaseibacillus casei</i> ; produkt 0864 L P K, 8164, druhu <i>Streptococcus</i> , získaný z kolekcie ATCC® 12401™, bol zmenený na <i>Streptococcus agalactiae</i> ; produkt 0836 L P K, <i>Burkholderia cepacia</i> , získaný z kolekcie ATCC® 25608™, bol zmenený na <i>Burkholderia cenocepacia</i> ; Odstránené produkty 0438P, 0438K, 0438L z dôvodu prerušenia produkcie. Odstránené produkty 0623P, 0623K, 0623L z dôvodu prerušenia produkcie. Odstránené produkty 01026P, 01026K, 01026L z dôvodu prerušenia produkcie.
J	2024-12-20	Aktualizované názvy produktov podľa zmeny názvu zbierky kultúry: produkt 0233 L P K, <i>Lactobacillus rhamnosus</i> , získaný z ATCC® 7469™, bol premenovaný na <i>Lacticaseibacillus rhamnosus</i> , produkt 0258 L P K, <i>Bacillus pumilus</i> , získaný z ATCC® 14884™, bol premenovaný na <i>Bacillus</i> sp., produkt 0546 L P K, <i>Lactobacillus paracasei</i> , získaný z ATCC® 334™, bol premenovaný na <i>Lacticaseibacillus paracasei</i> , produkt 0989 L P K, <i>Lactobacillus rhamnosus</i> , získaný z ATCC® 9595™, bol premenovaný na <i>Lacticaseibacillus rhamnosus</i> , produkt 01090 L P K, <i>Lactobacillus rhamnosus</i> , získaný z ATCC® 53103™, bol premenovaný na <i>Lacticaseibacillus rhamnosus</i> , produkt 01110 L P K, <i>Methylobacterium extorquens</i> , získaný z ATCC® BAA-2500™*, bol premenovaný na <i>Methylobacterium extorquens</i> , Pridaný produkt 01290 P K, <i>Pseudomonas aeruginosa</i> , získaný z ATCC® BAA-3144™.
K	2025-08	Aktualizované názvy produktov podľa zmeny názvu zbierky kultúry: produkt 01018 L P K, <i>Enterobacter cloacae</i> získaný z ATCC® BAA-1143™ bol premenovaný na <i>Enterobacter hormaechei</i> subsp. <i>steigerwaltii</i> ; produkt 0828 L P K, <i>Clostridium bifermentans</i> získaný z ATCC® 638™ bol premenovaný na <i>Paraclostridium bifermentans</i> . Pridaná časť Bibliografia, aktualizovaná adresa MediMark®, symbol EC Rep nahradený symbolom EU Rep a odstránené informácie o záruke.
L	2025-12	Aktualizované názvy produktov podľa zmeny názvov zbierok kultúr: produkt 0132 L P K, <i>Ochrobactrum anthropi</i> (pochádza z ATCC® BAA-749™) bol zmenený na <i>Brucella anthropi</i> ; Pridaný produkt 5260P AST-GN (7 kmeňov) QC sada.

## PRÍLOHA 1 SÚHRN ANALYTOV

### KWIK-STIK, LYFO DISK

Tabuľka nižšie uvádza zoznam všetkých unikátnych mikroorganizmov, ktoré sú dostupné vo formátoch KWIK-STIK alebo LYFO DISK. Základné katalógové číslo je unikátne číslo, ktoré určuje analyt, zatiaľ čo prípona P, K alebo L určuje konfiguráciu balenia. Tyčinky KWIK-STIK sú dostupné v baleniach po 2 (P) a 6 (K) kusoch, zatiaľ čo LYFO DISK má jednu konfiguráciu po 6 peletách (L).

KWIK-STIK		LYFO DISK	Analyt
2-Pack	6-Pack		
0101P	0101K	0101L	<i>Streptococcus equi</i> subsp. <i>zoepidemicus</i> derived from ATCC® 43079™
0104P	0104K	0104L	<i>Streptococcus agalactiae</i> (B,3) derived from ATCC® 12403™
0105P	0105K	0105L	<i>Streptococcus agalactiae</i> derived from ATCC® BAA-611™
0106P	0106K	0106L	<i>Citrobacter koseri</i> derived from ATCC® 27156™
0110P	0110K	0110L	<i>Prevotella melaninogenica</i> derived from ATCC® 25845™
0111P	0111K	0111L	<i>Campylobacter jejuni</i> subsp. <i>jejuni</i> derived from ATCC® 33560™
0112P	0112K	0112L	<i>Mycobacterium tuberculosis</i> derived from ATCC® 25177™
0113P	0113K	0113L	<i>Staphylococcus aureus</i> subsp. <i>aureus</i> derived from ATCC® 9144™
0114P	0114K	0114L	<i>Mycobacterium smegmatis</i> derived from ATCC® 607™
0116P	0116K	0116L	<i>Priestia megaterium</i> derived from ATCC® 9885™
0119P	0119K	0119L	<i>Acinetobacter baumannii</i> derived from ATCC® BAA-747™
0120P	0120K	0120L	<i>Bacillus subtilis</i> derived from ATCC® 6051™
0121P	0121K	0121L	<i>Campylobacter coli</i> derived from ATCC® 43478™
0122P	0122K	0122L	<i>Candida glabrata</i> derived from ATCC® MYA-2950™
0123P	0123K	0123L	<i>Clostridium perfringens</i> derived from ATCC® 12916™
0126P	0126K	0126L	<i>Kocuria kristinae</i> derived from ATCC® BAA-752™
0127P	0127K	0127L	<i>Lactobacillus gasserii</i> derived from ATCC® 19992™
0128P	0128K	0128L	<i>Lactobacillus sakei</i> subsp. <i>sakei</i> derived from ATCC® 15521™
0129P	0129K	0129L	<i>Listeria monocytogenes</i> (4b) derived from ATCC® 13932™
0130P	0130K	0130L	<i>Listeria monocytogenes</i> derived from ATCC® BAA-751™
0131P	0131K	0131L	<i>Neisseria mucosa</i> derived from ATCC® 49233™
0132P	0132K	0132L	<i>Brucella anthropi</i> derived from ATCC® BAA-749™
0134P	0134K	0134L	<i>Staphylococcus saprophyticus</i> derived from ATCC® BAA-750™
0135P	0135K	0135L	<i>Stenotrophomonas maltophilia</i> derived from ATCC® 49130™
0136P	0136K	0136L	<i>Streptococcus thermophilus</i> derived from ATCC® 19258™
0139P	0139K	0139L	<i>Brevibacillus agri</i> derived from ATCC® 51663™
0140P	0140K	0140L	<i>Niallia circulans</i> derived from ATCC® 61™
0141P	0141K	0141L	<i>Aneurinibacillus aneurinilyticus</i> derived from ATCC® 11376™
0142P	0142K	0142L	<i>Paenibacillus macerans</i> derived from ATCC® 8509™
0143P	0143K	0143L	<i>Rhodotorula mucilaginosa</i> derived from ATCC® 66034™
0144P	0144K	0144L	<i>Brevibacillus laterosporus</i> derived from ATCC® 64™
0146P	0146K	0146L	<i>Staphylococcus aureus</i> subsp. <i>aureus</i> derived from ATCC® BAA-976™
0147P	0147K	0147L	<i>Staphylococcus aureus</i> subsp. <i>aureus</i> derived from ATCC® BAA-977™
0149P	0149K	0149L	<i>Lactococcus lactis</i> subsp. <i>lactis</i> derived from ATCC® 19435™
N/A	N/A	0151L	<i>Ureaplasma parvum</i> derived from ATCC® 27813™
0152P	0152K	0152L	<i>Lactococcus cremoris</i> derived from ATCC® 19257™
0153P	0153K	0153L	<i>Corynebacterium xerosis</i> derived from ATCC® 373™
0154P	0154K	0154L	<i>Listeria monocytogenes</i> derived from ATCC® 19118™
N/A	N/A	0156L	<i>Metamycoplasma hominis</i> derived from ATCC® 15488™
0157P	0157K	0157L	<i>Mycobacterium intracellulare</i> derived from ATCC® 13950™

0158P	0158K	0158L	<i>Staphylococcus aureus</i> subsp. <i>aureus</i> derived from ATCC® 700699™
0159P	0159K	0159L	<i>Staphylococcus aureus</i> subsp. <i>aureus</i> derived from ATCC® 51740™
0164P	0164K	0164L	<i>Chryseobacterium shigense</i> derived from ATCC® 51823™
0165P	0165K	0165L	<i>Hafnia alvei</i> derived from ATCC® 51815™
0167P	0167K	0167L	<i>Klebsiella oxytoca</i> derived from ATCC® 51817™
0168P	0168K	0168L	<i>Pseudomonas brenneri</i> derived from ATCC® 49642™
0169P	0169K	0169L	<i>Hermiimonas species</i> derived from ATCC® 49643™
0170P	0170K	0170L	<i>Cutibacterium acnes</i> derived from ATCC® 6919™
0172P	0172K	0172L	<i>Geobacillus stearothermophilus</i> derived from ATCC® 10149™
0173P	0173K	0173L	<i>Staphylococcus aureus</i> subsp. <i>aureus</i> derived from ATCC® 12600™
0175P	0175K	0175L	<i>Bifidobacterium breve</i> derived from ATCC® 15700™
0176P	0176K	0176L	<i>Lactocaseibacillus casei</i> derived from ATCC® 393™
0177P	0177K	0177L	<i>Aspergillus oryzae</i> derived from ATCC® 10124™
0178P	0178K	0178L	<i>Penicillium chrysogenum</i> derived from ATCC® 10106™
0179P	0179K	0179L	<i>Staphylococcus aureus</i> derived from ATCC® BAA-1026™
0180P	0180K	0180L	<i>Salmonella enterica</i> subsp. <i>enterica</i> serovar Typhimurium derived from ATCC® 51812™
0181P	0181K	0181L	<i>Enterococcus faecalis</i> derived from ATCC® 14506™
0182P	0182K	0182L	<i>Pseudomonas aeruginosa</i> derived from ATCC® 35554™
0184P	0184K	0184L	<i>Aggregatibacter aphrophilus</i> derived from ATCC® 33389™
0185P	0185K	0185L	<i>Haemophilus influenzae</i> derived from ATCC® 9007™
0188P	0188K	0188L	<i>Campylobacter jejuni</i> subsp. <i>jejuni</i> derived from ATCC® BAA-1153™
0189P	0189K	0189L	<i>Eikenella corrodens</i> derived from ATCC® BAA-1152™
0191P	0191K	0191L	<i>Raoultella terrigena</i> derived from ATCC® 33257™
0196P	0196K	0196L	<i>Klebsiella aerogenes</i> derived from ATCC® 51697™
0197P	0197K	0197L	<i>Enterococcus faecalis</i> derived from ATCC® 33186™
0198P	0198K	0198L	<i>Bacillus cereus</i> derived from ATCC® 33019™
0199P	0199K	0199L	<i>Pseudomonas aeruginosa</i> derived from ATCC® 19429™
0200P	0200K	0200L	<i>Bacillus cereus</i> derived from ATCC® 14579™
0201P	0201K	0201L	<i>Priestia megaterium</i> derived from ATCC® 14581™
0203P	0203K	0203L	<i>Escherichia coli</i> derived from ATCC® 23848™
0204P	0204K	0204L	<i>Escherichia coli</i> (JM101) derived from ATCC® 33876™
0205P	0205K	0205L	<i>Lactococcus lactis</i> subsp. <i>lactis</i> derived from ATCC® 11454™
0207P	0207K	0207L	<i>Penicillium rubens</i> derived from ATCC® 9179™
0208P	0208K	0208L	<i>Rhizopus stolonifer</i> (-) derived from ATCC® 6227a™
0209P	0209K	0209L	<i>Rhizopus stolonifer</i> (+) derived from ATCC® 6227b™
0211P	0211K	0211L	<i>Legionella pneumophila</i> subsp. <i>pneumophila</i> derived from ATCC® 33152™
0212P	0212K	0212L	<i>Legionella bozemanii</i> derived from ATCC® 33217™
0215P	0215K	0215L	<i>Morganella morganii</i> subsp. <i>morganii</i> derived from ATCC® 25829™
0217P	0217K	0217L	<i>Staphylococcus lugdunensis</i> derived from ATCC® 49576™
0218P	0218K	0218L	<i>Micrococcus yunnanensis</i> derived from ATCC® 7468™
0221P	0221K	0221L	<i>Streptococcus equi</i> subsp. <i>equi</i> derived from ATCC® 33398™
0223P	0223K	0223L	<i>Enterococcus saccharolyticus</i> derived from ATCC® 43076™
0227P	0227K	0227L	<i>Issatchenkia orientalis</i> derived from ATCC® 6258™
0228P	0228K	0228L	<i>Paenibacillus polymyxa</i> derived from ATCC® 43865™
0229P	0229K	0229L	<i>Citrobacter freundii</i> derived from ATCC® 43864™
0231P	0231K	0231L	<i>Escherichia coli</i> derived from ATCC® 700728™
0232P	0232K	0232L	<i>Listeria monocytogenes</i> derived from ATCC® 19112™
0233P	0233K	0233L	<i>Lactocaseibacillus rhamnosus</i> derived from ATCC® 7469™

0234P	0234K	0234L	<i>Lactiplantibacillus plantarum</i> derived from ATCC® 8014™
0235P	0235K	0235L	<i>Lactobacillus delbrueckii</i> subsp. <i>lactis</i> derived from ATCC® 7830™
0237P	0237K	0237L	<i>Streptococcus salivarius</i> derived from ATCC® 13419™
0241P	0241K	0241L	<i>Pseudomonas fluorescens</i> derived from ATCC® 13525™
0242P	0242K	0242L	<i>Micrococcus luteus</i> derived from ATCC® 4698™
0243P	0243K	0243L	<i>Lactobacillus acidophilus</i> derived from ATCC® 4356™
0245P	0245K	0245L	<i>Aspergillus niger</i> derived from ATCC® 16888™
0246P	0246K	0246L	<i>Staphylococcus haemolyticus</i> derived from ATCC® 29970™
0247P	0247K	0247L	<i>Serratia marcescens</i> derived from ATCC® 13880™
0248P	0248K	0248L	<i>Moraxella catarrhalis</i> derived from ATCC® 23246™
0249P	0249K	0249L	<i>Aggregatibacter aphrophilus</i> derived from ATCC® 49917™
0250P	0250K	0250L	<i>Candida albicans</i> derived from ATCC® 90029™
0251P	0251K	0251L	<i>Campylobacter jejuni</i> subsp. <i>jejuni</i> derived from ATCC® 49943™
0253P	0253K	0253L	<i>Salmonella enterica</i> subsp. <i>enterica</i> serovar Typhimurium derived from ATCC® 25241™
0254P	0254K	0254L	<i>Listeria monocytogenes</i> Cornell University derived from Silliker® SLR2249
0255P	0255K	0255L	<i>Zygosaccharomyces rouxii</i> derived from NCYC 381
0256P	0256K	0256L	<i>Bacillus cereus</i> derived from ATCC® 11778™
0257P	0257K	0257L	<i>Clostridium perfringens</i> derived from ATCC® 3624™
0258P	0258K	0258L	<i>Bacillus sp.</i> derived from ATCC® 14884™
0259P	0259K	0259L	<i>Pediococcus acidilactici</i> derived from ATCC® 8042™
0260P	0260K	0260L	<i>Arthrobacter psychrolactophilus</i> derived from ATCC® 700733™
0261P	0261K	0261L	<i>Klebsiella variicola</i> derived from ATCC® 31488™
0262P	0262K	0262L	<i>Serratia marcescens</i> derived from ATCC® 43862™
0263P	0263K	0263L	<i>Aerococcus viridans</i> derived from ATCC® 10400™
0264P	0264K	0264L	<i>Candida albicans</i> derived from ATCC® 90028™
0265P	0265K	0265L	<i>Alicyclobacillus acidoterrestris</i> derived from ATCC® 49025™
0266P	0266K	0266L	<i>Streptococcus mutans</i> derived from ATCC® 25175™
0267P	0267K	0267L	<i>Streptococcus pneumoniae</i> derived from ATCC® 700677™
0269P	0269K	0269L	<i>Bacillus subtilis</i> derived from ATCC® 11774™
0270P	0270K	0270L	<i>Bacillus thuringiensis</i> derived from ATCC® 10792™
0272P	0272K	0272L	<i>Mycobacterium terrae</i> derived from ATCC® 15755™
0274P	0274K	0274L	<i>Sphingomonas paucimobilis</i> derived from ATCC® 29837™
0276P	0276K	0276L	<i>Aerococcus viridans</i> derived from ATCC® 11563™
0277P	0277K	0277L	<i>Listeria monocytogenes</i> derived from ATCC® 19111™
0290P	0290K	0290L	<i>Aeromonas salmonicida</i> derived from ATCC® 7965™
0291P	0291K	0291L	<i>Cryptococcus neoformans</i> derived from ATCC® 14116™
0293P	0293K	0293L	<i>Corynebacterium renale</i> derived from ATCC® 19412™
0294P	0294K	0294L	<i>Cellulosimicrobium cellulans</i> derived from ATCC® 27402™
0295P	0295K	0295L	<i>Microbacterium testaceum</i> derived from ATCC® 15829™
0296P	0296K	0296L	<i>Paenibacillus polymyxa</i> derived from ATCC® 7070™
0299P	0299K	0299L	<i>Listeria ivanovii</i> subsp. <i>londoniensis</i> derived from ATCC® BAA-139™
0300P	0300K	0300L	<i>Proteus vulgaris</i> derived from ATCC® 33420™
0303P	0303K	0303L	<i>Shigella sonnei</i> derived from ATCC® 25931™
0306P	0306K	0306L	<i>Klebsiella aerogenes</i> derived from ATCC® 13048™
0310P	0310K	0310L	<i>Proteus mirabilis</i> derived from NCIMB 13283
0312P	0312K	0312L	<i>Staphylococcus aureus</i> subsp. <i>aureus</i> derived from NCIMB 12702
0313P	0313K	0313L	<i>Enterobacter cloacae</i> subsp. <i>cloacae</i> derived from ATCC® 23355™
0314P	N/A	N/A	<i>Streptococcus pyogenes</i> derived from NCIMB 13285

0315P	0315K	0315L	<i>Citrobacter freundii</i> derived from ATCC® 8090™
0316P	0316K	0316L	<i>Yersinia enterocolitica</i> subsp. <i>enterocolitica</i> derived from ATCC® 23715™
0317P	0317K	0317L	<i>Clostridium sporogenes</i> derived from ATCC® 19404™
0318P	0318K	0318L	<i>Clostridium perfringens</i> derived from ATCC® 13124™
0319P	0319K	0319L	<i>Bacteroides thetaiotaomicron</i> derived from ATCC® 29741™
0320P	0320K	0320L	<i>Bacteroides fragilis</i> derived from ATCC® 25285™
0321P	0321K	0321L	<i>Proteus mirabilis</i> derived from ATCC® 29245™
0322P	0322K	0322L	<i>Peptostreptococcus anaerobius</i> derived from ATCC® 27337™
0323P	0323K	0323L	<i>Enterobacter cloacae</i> subsp. <i>cloacae</i> derived from ATCC® 13047™
0324P	0324K	0324L	<i>Myroides odoratus</i> derived from ATCC® 4651™
0325P	0325K	0325L	<i>Campylobacter jejuni</i> subsp. <i>jejuni</i> derived from ATCC® 29428™
0327P	0327K	0327L	<i>Clostridium histolyticum</i> derived from ATCC® 19401™
0328P	0328K	0328L	<i>Fusobacterium nucleatum</i> subsp. <i>nucleatum</i> derived from ATCC® 25586™
0329P	0329K	0329L	<i>Clostridioides difficile</i> derived from ATCC® 9689™
0330P	0330K	0330L	<i>Bacillus cereus</i> derived from NCIMB 7464
0331P	0331K	0331L	<i>Paeniclostridium sordellii</i> derived from ATCC® 9714™
0332P	0332K	0332L	<i>Candida albicans</i> derived from ATCC® 14053™
0333P	0333K	0333L	<i>Papiliotrema laurentii</i> derived from ATCC® 18803™
0334P	0334K	0334L	<i>Cryptococcus neoformans</i> derived from ATCC® 32045™
0335P	0335K	0335L	<i>Escherichia coli</i> derived from ATCC® 25922™
0336P	0336K	0336L	<i>Enterococcus faecalis</i> derived from NCIMB 13280
0338P	0338K	0338L	<i>Haemophilus influenzae</i> derived from ATCC® 33533™
0341P	0341K	0341L	<i>Salmonella enterica</i> subsp. <i>enterica</i> serovar Paratyphi A derived from ATCC® 9150™
0343P	0343K	0343L	<i>Salmonella enterica</i> subsp. <i>enterica</i> serovar Choleraesuis derived from ATCC® 7001™
0345P	0345K	0345L	<i>Salmonella enterica</i> subsp. <i>enterica</i> serovar Enteritidis derived from ATCC® 13076™
0346P	0346K	0346L	<i>Salmonella enterica</i> subsp. <i>enterica</i> serovar Anatum derived from ATCC® 9270™
0348P	0348K	0348L	<i>Shigella flexneri</i> derived from ATCC® 9199™
0349P	0349K	0349L	<i>Shigella boydii</i> derived from ATCC® 9207™
0350P	0350K	0350L	<i>Shigella sonnei</i> derived from ATCC® 29930™
0351P	0351K	0351L	<i>Klebsiella pneumoniae</i> subsp. <i>pneumoniae</i> derived from ATCC® 13883™
0352P	0352K	0352L	<i>Staphylococcus aureus</i> subsp. <i>aureus</i> derived from ATCC® 33862™
0353P	0353K	0353L	<i>Pseudomonas aeruginosa</i> derived from ATCC® 27853™
0354P	0354K	0354L	<i>Serratia marcescens</i> derived from ATCC® 8100™
0355P	0355K	0355L	<i>Proteus hauseri</i> derived from ATCC® 13315™
0356P	0356K	0356L	<i>Shigella flexneri</i> derived from ATCC® 12022™
0357P	0357K	0357L	<i>Acinetobacter baumannii</i> derived from ATCC® 19606™
0358P	0358K	0358L	<i>Bacteroides fragilis</i> derived from NCTC 9343
0360P	0360K	0360L	<i>Staphylococcus aureus</i> subsp. <i>aureus</i> derived from ATCC® 25923™
0363P	0363K	0363L	<i>Salmonella enterica</i> subsp. <i>enterica</i> serovar Typhimurium derived from ATCC® 14028™
0365P	0365K	0365L	<i>Staphylococcus aureus</i> subsp. <i>aureus</i> derived from ATCC® 29213™
0366P	0366K	0366L	<i>Enterococcus faecalis</i> derived from ATCC® 29212™
0367P	0367K	0367L	<i>Enterococcus faecalis</i> derived from ATCC® 19433™
0369P	0369K	0369L	<i>Stenotrophomonas maltophilia</i> derived from ATCC® 13637™
0370P	0370K	0370L	<i>Streptococcus agalactiae</i> derived from ATCC® 13813™
0371P	0371K	0371L	<i>Staphylococcus epidermidis</i> derived from ATCC® 12228™
0375P	0375K	0375L	<i>Neisseria gonorrhoeae</i> derived from ATCC® 31426™
0376P	0376K	0376L	<i>Haemophilus influenzae</i> derived from ATCC® 19418™
0377P	0377K	0377L	<i>Haemophilus parahaemolyticus</i> derived from ATCC® 10014™

0378P	0378K	0378L	<i>Neisseria gonorrhoeae</i> derived from ATCC® 19424™
0379P	0379K	0379L	<i>Candida albicans</i> derived from NCYC 1363
0380P	0380K	0380L	<i>Streptococcus pneumoniae</i> derived from ATCC® 6303™
0383P	0383K	0383L	<i>Streptococcus mitis</i> derived from NCIMB 13770
0384P	0384K	0384L	<i>Providencia stuartii</i> derived from ATCC® 33672™
0385P	0385K	0385L	<i>Streptococcus pyogenes</i> derived from ATCC® 19615™
0388P	0388K	0388L	<i>Enterobacter cloacae</i> subsp. <i>cloacae</i> derived from ATCC® 35030™
0389P	0389K	0389L	<i>Streptococcus anginosus</i> derived from NCTC 10713
0391P	0391K	0391L	<i>Streptococcus gallolyticus</i> derived from ATCC® 9809™
0392P	0392K	0392L	<i>Aspergillus brasiliensis</i> derived from ATCC® 16404™
0393P	0393K	0393L	<i>Proteus vulgaris</i> derived from NCTC 4636
0398P	0398K	0398L	<i>Listeria monocytogenes</i> derived from ATCC® 7644™
0399P	0399K	0399L	<i>Klebsiella aerogenes</i> derived from ATCC® 35029™
0400P	0400K	0400L	<i>Bacteroides ovatus</i> derived from ATCC® 8483™
0402P	0402K	0402L	<i>Alcaligenes faecalis</i> subsp. <i>faecalis</i> derived from ATCC® 8750™
0403P	0403K	0403L	<i>Moraxella catarrhalis</i> derived from ATCC® 25240™
0404P	0404K	0404L	<i>Neisseria meningitidis</i> derived from ATCC® 13102™
0405P	0405K	0405L	<i>Neisseria lactamica</i> derived from ATCC® 23970™
0406P	0406K	0406L	<i>Neisseria sicca</i> derived from ATCC® 9913™
0407P	0407K	0407L	<i>Fusobacterium necrophorum</i> subsp. <i>necrophorum</i> derived from ATCC® 25286™
0409P	0409K	0409L	<i>Finegoldia magna</i> derived from ATCC® 29328™
0410P	0410K	0410L	<i>Gardnerella vaginalis</i> derived from ATCC® 14018™
0411P	0411K	0411L	<i>Aggregatibacter aphrophilus</i> derived from ATCC® 7901™
0412P	0412K	0412L	<i>Staphylococcus epidermidis</i> derived from ATCC® 14990™
0414P	0414K	0414L	<i>Listeria innocua</i> derived from NCTC 11288
0416P	0416K	0416L	<i>Pseudomonas aeruginosa</i> derived from ATCC® 10145™
0419P	0419K	0419L	<i>Cutibacterium acnes</i> derived from ATCC® 11827™
0421P	0421K	0421L	<i>Salmonella enterica</i> subsp. <i>enterica</i> serovar Typhimurium derived from ATCC® 13311™
0422P	0422K	0422L	<i>Escherichia coli</i> derived from ATCC® 35421™
0423P	0423K	0423L	<i>Streptococcus oralis</i> derived from ATCC® 6249™
0425P	0425K	0425L	<i>Candida albicans</i> derived from ATCC® 60193™
0426P	0426K	0426L	<i>Neisseria gonorrhoeae</i> derived from ATCC® 43070™
0429P	0429K	0429L	<i>Neisseria gonorrhoeae</i> derived from ATCC® 43069™
0431P	0431K	0431L	<i>Paenibacillus larvae</i> subsp. <i>larvae</i> derived from ATCC® 9545™
0432P	0432K	0432L	<i>Proteus mirabilis</i> derived from ATCC® 43071™
0433P	0433K	0433L	<i>Escherichia coli</i> derived from ATCC® 4157™
0435P	0435K	0435L	<i>Streptococcus pneumoniae</i> derived from ATCC® 27336™
0436P	0436K	0436L	<i>Streptococcus agalactiae</i> derived from ATCC® 27956™
0439P	0439K	0439L	<i>Streptococcus agalactiae</i> derived from ATCC® 12386™
0440P	0440K	0440L	<i>Proteus mirabilis</i> derived from ATCC® 12453™
0441P	0441K	0441L	<i>Haemophilus influenzae</i> derived from ATCC® 10211™
0442P	0442K	0442L	<i>Trichophyton interdigitale</i> derived from ATCC® 9533™
0443P	0443K	0443L	<i>Candida albicans</i> derived from ATCC® 10231™
0444P	0444K	0444L	<i>Trichophyton rubrum</i> derived from ATCC® 28188™
0445P	0445K	0445L	<i>Phocaeicola vulgatus</i> derived from ATCC® 8482™
0446P	0446K	0446L	<i>Shigella sonnei</i> derived from ATCC® 9290™
0447P	0447K	0447L	<i>Streptococcus pneumoniae</i> derived from ATCC® 6305™
0450P	0450K	0450L	<i>Candida tropicalis</i> derived from ATCC® 13803™

0453P	0453K	0453L	<i>Neisseria meningitidis</i> derived from ATCC® 13077™
0454P	0454K	0454L	<i>Neisseria meningitidis</i> derived from ATCC® 13090™
0458P	0458K	0458L	<i>Klebsiella pneumoniae</i> subsp. <i>pneumoniae</i> derived from ATCC® 13882™
0459P	0459K	0459L	<i>Proteus vulgaris</i> derived from ATCC® 6380™
0462P	0462K	0462L	<i>Staphylococcus aureus</i> subsp. <i>aureus</i> derived from ATCC® 11632™
0463P	0463K	0463L	<i>Streptococcus bovis</i> derived from ATCC® 33317™
0464P	0464K	0464L	<i>Neisseria sicca</i> derived from ATCC® 29193™
0465P	0465K	0465L	<i>Escherichia coli</i> derived from ATCC® 11775™
0468P	0468K	0468L	<i>Acinetobacter lwoffii</i> derived from ATCC® 15309™
0469P	0469K	0469L	<i>Streptococcus pneumoniae</i> derived from NCIMB 13286
0472P	0472K	0472L	<i>Enterococcus faecalis</i> derived from NCTC 775
0473P	0473K	0473L	<i>Paenibacillus gordonae</i> derived from ATCC® 29948™
0474P	0474K	0474L	<i>Bacillus pumilus</i> derived from ATCC® BAA-1434™
0475P	0475K	0475L	<i>Moraxella osloensis</i> derived from ATCC® 10973™
0476P	0476K	0476L	<i>Haemophilus influenzae</i> derived from ATCC® 43163™
0478P	0478K	0478L	<i>Citrobacter braakii</i> derived from ATCC® 43162™
0480P	N/A	N/A	<i>Streptococcus agalactiae</i> derived from NCTC 8017
0481P	0481K	0481L	<i>Campylobacter jejuni</i> subsp. <i>jejuni</i> derived from ATCC® 33291™
0483P	0483K	0483L	<i>Escherichia coli</i> derived from ATCC® 8739™
0484P	0484K	0484L	<i>Pseudomonas paraeruginosa</i> derived from ATCC® 9027™
0485P	0485K	0485L	<i>Staphylococcus aureus</i> subsp. <i>aureus</i> derived from ATCC® 6538™
0486P	0486K	0486L	<i>Bacillus spizizenii</i> derived from ATCC® 6633™
0487P	0487K	0487L	<i>Clostridium sporogenes</i> derived from ATCC® 11437™
0488P	0488K	0488L	<i>Burkholderia cepacia</i> derived from ATCC® 25416™
0489P	0489K	0489L	<i>Bordetella pertussis</i> derived from ATCC® 8467™
0494P	0494K	0494L	<i>Staphylococcus saprophyticus</i> derived from ATCC® 15305™
0495P	0495K	0495L	<i>Escherichia coli</i> derived from ATCC® 35218™
0496P	0496K	0496L	<i>Staphylococcus aureus</i> subsp. <i>aureus</i> derived from ATCC® 33591™
0497P	0497K	0497L	<i>Enterococcus faecalis</i> derived from ATCC® 7080™
0500P	0500K	0500L	<i>Aspergillus niger</i> derived from ATCC® 6275™
0501P	0501K	0501L	<i>Salmonella enterica</i> subsp. <i>enterica</i> derived from ATCC® 51741™
0502P	0502K	0502L	<i>Escherichia coli</i> derived from ATCC® 11303™
N/A	N/A	0503L	<i>Mycoplasma pneumoniae</i> derived from ATCC® 15531™
0506P	0506K	0506L	<i>Serratia marcescens</i> derived from ATCC® 14041™
0508P	0508K	0508L	<i>Streptococcus pyogenes</i> derived from ATCC® 12344™
0510P	0510K	0510L	<i>Candida krusei</i> derived from ATCC® 34135™
0511P	0511K	0511L	<i>Acetobacter aceti</i> derived from ATCC® 15973™
0513P	0513K	0513L	<i>Mycobacterium fortuitum</i> subsp. <i>fortuitum</i> derived from ATCC® 6841™
0514P	0514K	0514L	<i>Mycobacterium smegmatis</i> derived from ATCC® 19420™
0519P	0519K	0519L	<i>Galactomyces candidus</i> derived from ATCC® 34614™
0520P	0520K	0520L	<i>Candida geochares</i> derived from ATCC® 36852™
0522P	0522K	0522L	<i>Mycobacterium avium</i> subsp. <i>avium</i> derived from ATCC® 15769™
0524P	0524K	0524L	<i>Pseudomonas protegens</i> (G) derived from ATCC® 17386™
0527P	0527K	0527L	<i>Clostridioides difficile</i> derived from ATCC® 700057™
0530P	0530K	0530L	<i>Klebsiella oxytoca</i> derived from ATCC® 13182™
0531P	0531K	0531L	<i>Fusarium keratoplasticum</i> derived from ATCC® 36031™
0533P	0533K	0533L	<i>Staphylococcus capitis</i> derived from ATCC® 146™
0534P	0534K	0534L	<i>Saccharomyces cerevisiae</i> derived from ATCC® 4098™

0537P	0537K	0537L	<i>Cladosporium cladosporioides</i> derived from ATCC® 16022™
0539P	0539K	0539L	<i>Bacillus thuringiensis</i> derived from ATCC® 33679™
0540P	0540K	0540L	<i>Bacillus spizizenii</i> derived from ATCC® 19659™
0543P	0543K	0543L	<i>Escherichia coli</i> derived from ATCC® 14169™
0544P	0544K	0544L	<i>Mycobacterium avium</i> subsp. <i>avium</i> derived from ATCC® 25291™
0545P	0545K	0545L	<i>Mycobacterium kansasii</i> derived from ATCC® 12478™
0546P	0546K	0546L	<i>Lactacaseibacillus paracasei</i> derived from ATCC® 334™
0547P	0547K	0547L	<i>Clostridium perfringens</i> derived from NCTC 8678
0571P	0571K	0571L	<i>Staphylococcus epidermidis</i> derived from NCIMB 8853
0572P	0572K	0572L	<i>Clostridium perfringens</i> derived from NCTC 8237
0574P	0574K	0574L	<i>Citrobacter freundii</i> derived from NCTC 9750
0576P	0576K	0576L	<i>Pseudomonas aeruginosa</i> derived from NCIMB 8626
0577P	0577K	0577L	<i>Bacillus pumilus</i> derived from ATCC® 700814™
0578P	0578K	0578L	<i>Citrobacter braakii</i> derived from ATCC® 51113™
0580P	0580K	0580L	<i>Clostridium sporogenes</i> derived from NCIMB 12343
0583P	0583K	0583L	<i>Corynebacterium striatum</i> derived from ATCC® BAA-1293™
0584P	0584K	0584L	<i>Parabacteroides distasonis</i> derived from ATCC® BAA-1295™
0585P	0585K	0585L	<i>Bacteroides ovatus</i> derived from ATCC® BAA-1296™
0586P	0586K	0586L	<i>Clostridium septicum</i> derived from ATCC® 12464™
0587P	0587K	0587L	<i>Bacteroides ovatus</i> derived from ATCC® BAA-1304™
0595P	0595K	0595L	<i>Salmonella bongori</i> derived from ATCC® 43975™
0596P	0596K	0596L	<i>Weizmannia coagulans</i> derived from ATCC® 7050™
0597P	0597K	0597L	<i>Klebsiella aerogenes</i> derived from NCIMB 10102
0598P	0598K	0598L	<i>Pseudomonas aeruginosa</i> derived from NCIMB 12469
0599P	0599K	0599L	<i>Acinetobacter baumannii</i> derived from NCIMB 12457
0602P	0602K	0602L	<i>Streptococcus dysgalactiae</i> subsp. <i>equisimilis</i> derived from ATCC® 12394™
0603P	0603K	0603L	<i>Streptococcus dysgalactiae</i> subsp. <i>equisimilis</i> derived from ATCC® 12388™
0604P	0604K	0604L	<i>Salmonella enterica</i> subsp. <i>enterica</i> serovar Pullorum derived from ATCC® 13036™
0605P	0605K	0605L	<i>Staphylococcus xylosum</i> derived from ATCC® 29971™
0607P	0607K	0607L	<i>Proteus mirabilis</i> derived from ATCC® 7002™
0617P	0617K	0617L	<i>Escherichia coli</i> (O157:H7) derived from ATCC® 35150™
0618P	0618K	0618L	<i>Parabacteroides distasonis</i> derived from ATCC® 8503™
0619P	0619K	0619L	<i>Bacteroides uniformis</i> derived from ATCC® 8492™
0620P	0620K	0620L	<i>Haemophilus influenzae</i> derived from ATCC® 9006™
0621P	0621K	0621L	<i>Oligella urethralis</i> derived from ATCC® 17960™
0622P	0622K	0622L	<i>Moraxella catarrhalis</i> derived from ATCC® 8176™
0626P	0626K	0626L	<i>Klebsiella oxytoca</i> derived from ATCC® 49131™
0627P	0627K	0627L	<i>Pseudomonas putida</i> derived from ATCC® 49128™
0628P	0628K	0628L	<i>Staphylococcus epidermidis</i> derived from ATCC® 49134™
0629P	0629K	0629L	<i>Staphylococcus gallinarum</i> derived from ATCC® 49148™
0630P	0630K	0630L	<i>Streptococcus pasteurianus</i> derived from ATCC® 49133™
0631P	0631K	0631L	<i>Streptococcus gallolyticus</i> derived from ATCC® 49147™
0632P	0632K	0632L	<i>Streptococcus pneumoniae</i> derived from ATCC® 49136™
0633P	0633K	0633L	<i>Streptococcus pneumoniae</i> derived from ATCC® 49150™
0635P	0635K	0635L	<i>Acinetobacter species</i> derived from ATCC® 49139™
0637P	0637K	0637L	<i>Aeromonas hydrophila</i> derived from ATCC® 49140™
0638P	0638K	0638L	<i>Shewanella haliotis</i> derived from ATCC® 49138™
0639P	0639K	0639L	<i>Enterobacter ludwigii</i> derived from ATCC® 49141™

0640P	0640K	0640L	<i>Proteus vulgaris</i> derived from ATCC® 49132™
0641P	0641K	0641L	<i>Ralstonia insidiosus</i> derived from ATCC® 49129™
0642P	0642K	0642L	<i>Moraxella catarrhalis</i> derived from ATCC® 49143™
0643P	0643K	0643L	<i>Gardnerella vaginalis</i> derived from ATCC® 49145™
0644P	0644K	0644L	<i>Haemophilus influenzae</i> derived from ATCC® 49144™
0645P	0645K	0645L	<i>Aggregatibacter aphrophilus</i> derived from ATCC® 49146™
0646P	0646K	0646L	<i>Neisseria lactamica</i> derived from ATCC® 49142™
0647P	0647K	0647L	<i>Haemophilus influenzae</i> derived from ATCC® 49247™
0648P	0648K	0648L	<i>Neisseria gonorrhoeae</i> derived from ATCC® 49226™
0650P	0650K	0650L	<i>Enterococcus hirae</i> derived from ATCC® 8043™
0651P	0651K	0651L	<i>Enterococcus durans</i> derived from ATCC® 6056™
0655P	0655K	0655L	<i>Bordetella bronchiseptica</i> derived from ATCC® 10580™
0656P	0656K	0656L	<i>Streptococcus equi</i> subsp. <i>equi</i> derived from ATCC® 9528™
0660P	0660K	0660L	<i>Trueperella pyogenes</i> derived from ATCC® 19411™
0661P	0661K	0661L	<i>Erysipelothrix rhusiopathiae</i> derived from ATCC® 19414™
0668P	0668K	0668L	<i>Pasteurella multocida</i> subsp. <i>multocida</i> derived from ATCC® 12945™
0669P	0669K	0669L	<i>Kocuria rhizophila</i> derived from ATCC® 9341a™
0670P	0670K	0670L	<i>Kocuria rhizophila</i> derived from ATCC® 15957™
0671P	0671K	0671L	<i>Bordetella bronchiseptica</i> derived from ATCC® 4617™
0674P	0674K	0674L	<i>Clostridium perfringens</i> derived from ATCC® 12919™
0676P	0676K	0676L	<i>Clostridium sporogenes</i> derived from ATCC® 3584™
0677P	0677K	0677L	<i>Enterococcus faecium</i> derived from ATCC® 6569™
0678P	0678K	0678L	<i>Enterococcus hirae</i> derived from ATCC® 10541™
0679P	0679K	0679L	<i>Enterococcus faecium</i> derived from ATCC® 27270™
0680P	0680K	0680L	<i>Escherichia coli</i> derived from ATCC® 10536™
0681P	0681K	0681L	<i>Escherichia coli</i> derived from ATCC® 11229™
0683P	0683K	0683L	<i>Klebsiella pneumoniae</i> subsp. <i>pneumoniae</i> derived from ATCC® 4352™
0684P	0684K	0684L	<i>Klebsiella pneumoniae</i> subsp. <i>pneumoniae</i> derived from ATCC® 10031™
0685P	0685K	0685L	<i>Klebsiella pneumoniae</i> subsp. <i>pneumoniae</i> derived from ATCC® 27736™
0686P	0686K	0686L	<i>Listeria monocytogenes</i> derived from ATCC® 19114™
0687P	0687K	0687L	<i>Listeria monocytogenes</i> derived from ATCC® 19115™
0688P	0688K	0688L	<i>Kocuria rhizophila</i> derived from ATCC® 9341™
0689P	0689K	0689L	<i>Micrococcus luteus</i> derived from ATCC® 10240™
0690P	0690K	0690L	<i>Proteus mirabilis</i> derived from ATCC® 25933™
0691P	0691K	0691L	<i>Proteus vulgaris</i> derived from ATCC® 8427™
0693P	0693K	0693L	<i>Pseudomonas aeruginosa</i> derived from ATCC® 15442™
0695P	0695K	0695L	<i>Pseudomonas aeruginosa</i> derived from ATCC® 25619™
0697P	0697K	0697L	<i>Rhodococcus equi</i> derived from ATCC® 6939™
0698P	0698K	0698L	<i>Saccharomyces kudriavzevii</i> derived from ATCC® 2601™
0699P	0699K	0699L	<i>Saccharomyces cerevisiae</i> derived from ATCC® 9763™
0701P	0701K	0701L	<i>Malassezia furfur</i> derived from ATCC® 14521™
0702P	0702K	0702L	<i>Pseudomonas</i> sp. derived from ATCC® 31483™
0703P	0703K	0703L	<i>Pluralibacter gergoviae</i> derived from ATCC® 33028™
0706P	0706K	0706L	<i>Escherichia coli</i> derived from NCTC 10538
0709P	0709K	0709L	<i>Streptococcus agalactiae</i> (B) derived from NCIMB 701348
0710P	0710K	0710L	<i>Streptococcus agalactiae</i> derived from NCTC 9993
0712P	0712K	0712L	<i>Campylobacter jejuni</i> subsp. <i>jejuni</i> derived from NCTC 13367
0713P	0713K	0713L	<i>Staphylococcus aureus</i> subsp. <i>aureus</i> derived from NCTC 12973

0714P	0714K	0714L	<i>Enterococcus faecalis</i> derived from NCTC 13379
0718P	0718K	0718L	<i>Campylobacter jejuni</i> subsp. <i>jejuni</i> derived from NCTC 11322
0720P	0720K	0720L	<i>Vibrio furnissii</i> derived from NCTC 11218
0721P	0721K	0721L	<i>Mycobacterium smegmatis</i> derived from ATCC® 14468™
0726P	0726K	0726L	<i>Candida parapsilosis</i> derived from ATCC® 22019™
0727P	0727K	0727L	<i>Listeria monocytogenes</i> derived from ATCC® 15313™
0728P	0728K	0728L	<i>Thermoanaerobacterium thermosaccharolyticum</i> derived from ATCC® 7956™
0736P	0736K	0736L	<i>Saccharomyces cerevisiae</i> derived from NCYC 79
0737P	0737K	0737L	<i>Candida glabrata</i> derived from ATCC® 15126™
0738P	0738K	0738L	<i>Meyerozyma guilliermondii</i> derived from ATCC® 6260™
0739P	0739K	0739L	<i>Staphylococcus lentus</i> derived from ATCC® 700403™
0740P	0740K	0740L	<i>Micrococcus species</i> derived from ATCC® 700405™
0741P	0741K	0741L	<i>Staphylococcus xylosus</i> derived from ATCC® 700404™
0742P	0742K	0742L	<i>Stenotrophomonas maltophilia</i> derived from ATCC® 51331™
0743P	0743K	0743L	<i>Streptococcus equi</i> subsp. <i>zooepidemicus</i> derived from ATCC® 700400™
0744P	0744K	0744L	<i>Streptococcus uberis</i> derived from ATCC® 700407™
0747P	0747K	0747L	<i>Escherichia coli</i> derived from ATCC® 13706™
0749P	0749K	0749L	<i>Capnocytophaga sputigena</i> derived from ATCC® 33612™
0750P	0750K	0750L	<i>Actinomyces viscosus</i> derived from ATCC® 15987™
0754P	0754K	0754L	<i>Brevundimonas diminuta</i> derived from ATCC® 11568™
0755P	0755K	0755L	<i>Enterobacter hormaechei</i> derived from ATCC® 700323™
0756P	0756K	0756L	<i>Cronobacter muytjensii</i> derived from ATCC® 51329™
0757P	0757K	0757L	<i>Klebsiella oxytoca</i> derived from ATCC® 700324™
0759P	0759K	0759L	<i>Stenotrophomonas maltophilia</i> derived from ATCC® 17666™
0761P	0761K	0761L	<i>Enterococcus casseliflavus</i> derived from ATCC® 700327™
0763P	0763K	0763L	<i>Streptococcus pneumoniae</i> derived from ATCC® 6301™
0764P	0764K	0764L	<i>Mammaliococcus sciuri</i> derived from ATCC® 29061™
0766P	0766K	0766L	<i>Kocuria rosea</i> derived from ATCC® 186™
0774P	0774K	0774L	<i>Candida lusitanae</i> derived from ATCC® 34449™
0778P	0778K	0778L	<i>Cutaneotrichosporon dermatis</i> derived from ATCC® 204094™
0779P	0779K	0779L	<i>Candida utilis</i> derived from ATCC® 9950™
0780P	0780K	0780L	<i>Prototheca wickerhamii</i> derived from ATCC® 16529™
0781P	0781K	0781L	<i>Cryptococcus neoformans</i> derived from ATCC® 204092™
0783P	0783K	0783L	<i>Listeria monocytogenes</i> derived from NCTC 10890
0784P	0784K	0784L	<i>Klebsiella quasipneumoniae</i> derived from ATCC® 700603™
0791P	0791K	0791L	<i>Escherichia coli</i> derived from ATCC® 51813™
0794P	0794K	0794L	<i>Penicillium venetum</i> derived from ATCC® 16025™
0795P	0795K	0795L	<i>Escherichia coli</i> (O157:H7) derived from ATCC® 43888™
0799P	0799K	0799L	<i>Bacillus licheniformis</i> derived from ATCC® 14580™
0800P	0800K	0800L	<i>Candida albicans</i> derived from ATCC® 24433™
0801P	0801K	0801L	<i>Clostridium perfringens</i> derived from ATCC® 12915™
0802P	0802K	0802L	<i>Listeria seeligeri</i> derived from ATCC® 35967™
0803P	0803K	0803L	<i>Zygosaccharomyces rouxii</i> derived from ATCC® 28253™
0804P	0804K	0804L	<i>Micrococcus luteus</i> derived from ATCC® 49732™
0805P	0805K	0805L	<i>Brevundimonas diminuta</i> derived from ATCC® 19146™
0806P	0806K	0806L	<i>Serratia marcescens</i> derived from ATCC® 14756™
0809P	0809K	0809L	<i>Candida krusei</i> derived from ATCC® 14243™
0812P	0812K	0812L	<i>Bacillus licheniformis</i> derived from ATCC® 12759™

0813P	0813K	0813L	<i>Lactobacillus fermentum</i> derived from ATCC® 9338™
0814P	0814K	0814L	<i>Listeria innocua</i> (6a) derived from ATCC® 33090™
0815P	0815K	0815L	<i>Listeria ivanovii</i> subsp. <i>ivanovii</i> derived from ATCC® 19119™
0816P	0816K	0816L	<i>Listeria welshimeri</i> derived from ATCC® 35897™
0817P	0817K	0817L	<i>Salmonella enterica</i> subsp. <i>enterica</i> serovar Abaetetuba derived from ATCC® 35640™
0818P	0818K	0818L	<i>Vibrio parahaemolyticus</i> derived from ATCC® 17802™
0819P	0819K	0819L	<i>Vibrio alginolyticus</i> derived from ATCC® 17749™
0826P	0826K	0826L	<i>Salmonella enterica</i> subsp. <i>enterica</i> serovar Abaetetuba derived from Silliker® SLR156
0827P	0827K	0827L	<i>Staphylococcus aureus</i> subsp. <i>aureus</i> derived from ATCC® 6538P™
0828P	0828K	0828L	<i>Paraclostridium bifermentans</i> derived from ATCC® 638™
0830P	0830K	0830L	<i>Pseudomonas aeruginosa</i> derived from NCTC 10662
0831P	0831K	0831L	<i>Staphylococcus aureus</i> derived from NCTC 6571
0832P	0832K	0832L	<i>Staphylococcus aureus</i> subsp. <i>aureus</i> derived from ATCC® 51153™
0833P	0833K	0833L	<i>Clostridioides difficile</i> derived from ATCC® 43593™
0836P	0836K	0836L	<i>Burkholderia cenocepacia</i> derived from ATCC® 25608™
0838P	0838K	0838L	<i>Serratia liquefaciens</i> derived from ATCC® 27592™
0839P	0839K	0839L	<i>Morganella morganii</i> subsp. <i>morganii</i> derived from ATCC® 25830™
0840P	0840K	0840L	<i>Klebsiella michiganensis</i> derived from ATCC® 8724™
0841P	0841K	0841L	<i>Proteus vulgaris</i> derived from ATCC® 6896™
0842P	0842K	0842L	<i>Bordetella parapertussis</i> derived from ATCC® 15311™
0843P	0843K	0843L	<i>Bordetella pertussis</i> derived from ATCC® 9797™
0844P	0844K	0844L	<i>Corynebacterium diphtheriae</i> derived from ATCC® 13812™
0845P	0845K	0845L	<i>Edwardsiella tarda</i> derived from ATCC® 15947™
0847P	0847K	0847L	<i>Candida tropicalis</i> derived from ATCC® 750™
0851P	0851K	0851L	<i>Salmonella enterica</i> subsp. <i>enterica</i> serovar Poona derived from NCTC 4840
0852P	0852K	0852L	<i>Staphylococcus aureus</i> subsp. <i>aureus</i> derived from ATCC® 43300™
0853P	0853K	0853L	<i>Pseudomonas stutzeri</i> derived from ATCC® 17588™
0856P	0856K	0856L	<i>Listeria grayi</i> derived from ATCC® 25401™
0857P	0857K	0857L	<i>Enterococcus raffinosus</i> derived from ATCC® 49464™
0858P	0858K	0858L	<i>Streptococcus sanguinis</i> derived from ATCC® 10556™
0859P	0859K	0859L	<i>Streptomyces griseus</i> subsp. <i>griseus</i> derived from ATCC® 10137™
0860P	0860K	0860L	<i>Escherichia coli</i> derived from ATCC® 51755™
0861P	0861K	0861L	<i>Escherichia coli</i> derived from NCTC 12900
0864P	0864K	0864L	<i>Streptococcus agalactiae</i> derived from ATCC® 12401™
0865P	0865K	0865L	<i>Streptococcus pneumoniae</i> derived from ATCC® 10015™
0866P	0866K	0866L	<i>Nocardia brasiliensis</i> derived from ATCC® 19296™
0867P	0867K	0867L	<i>Veillonella parvula</i> derived from ATCC® 10790™
0868P	0868K	0868L	<i>Oligella ureolytica</i> derived from ATCC® 43534™
0869P	0869K	0869L	<i>Escherichia coli</i> derived from ATCC® 51446™
0870P	0870K	0870L	<i>Aeromonas hydrophila</i> derived from ATCC® 7966™
0871P	0871K	0871L	<i>Geobacillus stearothermophilus</i> derived from ATCC® 7953™
0872P	0872K	0872L	<i>Geobacillus stearothermophilus</i> derived from ATCC® 12980™
0879P	0879K	0879L	<i>Providencia stuartii</i> derived from ATCC® 49809™
0880P	0880K	0880L	<i>Pseudomonas mosselii</i> derived from ATCC® 49838™
0881P	0881K	0881L	<i>Staphylococcus saprophyticus</i> derived from ATCC® 49907™
0883P	0883K	0883L	<i>Paenibacillus polymyxa</i> derived from ATCC® 842™
0884P	0884K	0884L	<i>Corynebacterium pseudodiphtheriticum</i> derived from ATCC® 10701™
0885P	0885K	0885L	<i>Lactobacillus acidophilus</i> derived from ATCC® 314™

0889P	0889K	0889L	<i>Staphylococcus aureus</i> subsp. <i>aureus</i> derived from ATCC® 33592™
0890P	0890K	0890L	<i>Salmonella enterica</i> subsp. <i>enterica</i> serovar Abony derived from NCTC 6017
0891P	0891K	0891L	<i>Trichophyton tonsurans</i> derived from ATCC® 28942™
0893P	0893K	0893L	<i>Microsporium gypseum</i> derived from ATCC® 24102™
0894P	0894K	0894L	<i>Microsporium canis</i> derived from ATCC® 36299™
0895P	0895K	0895L	<i>Enterococcus gallinarum</i> derived from ATCC® 49573™
0896P	0896K	0896L	<i>Candida albicans</i> derived from ATCC® 2091™
0897P	0897K	0897L	<i>Candida tropicalis</i> derived from ATCC® 9968™
0900P	0900K	0900L	<i>Saccharomyces cerevisiae</i> derived from ATCC® 9080™
0901P	0901K	0901L	<i>Salmonella enterica</i> subsp. <i>arizonae</i> derived from ATCC® 13314™
0902P	0902K	0902L	<i>Salmonella enterica</i> subsp. <i>enterica</i> serovar Choleraesuis derived from ATCC® 10708™
0906P	0906K	0906L	<i>Staphylococcus aureus</i> subsp. <i>aureus</i> derived from ATCC® 29737™
0907P	0907K	0907L	<i>Staphylococcus pseudintermedius</i> derived from ATCC® 49444™
0909P	0909K	0909L	<i>Yersinia enterocolitica</i> subsp. <i>enterocolitica</i> derived from ATCC® 27729™
0910P	0910K	0910L	<i>Aeromonas hydrophila</i> derived from ATCC® 35654™
0911P	0911K	0911L	<i>Alcaligenes faecalis</i> subsp. <i>faecalis</i> derived from ATCC® 35655™
0912P	0912K	0912L	<i>Porphyromonas gingivalis</i> derived from ATCC® 33277™
0919P	0919K	0919L	<i>Haemophilus influenzae</i> derived from ATCC® 49766™
0936P	0936K	0936L	<i>Eggerthella lenta</i> derived from ATCC® 43055™
0937P	0937K	0937L	<i>Staphylococcus aureus</i> subsp. <i>aureus</i> derived from ATCC® 49476™
0938P	0938K	0938L	<i>Yersinia enterocolitica</i> subsp. <i>enterocolitica</i> derived from ATCC® 9610™
0939P	0939K	0939L	<i>Schaalia odontolytica</i> derived from ATCC® 17929™
0940P	0940K	0940L	<i>Bacteroides fragilis</i> derived from ATCC® 23745™
0942P	0942K	0942L	<i>Klebsiella pneumoniae</i> subsp. <i>pneumoniae</i> derived from ATCC® 35657™
0944P	0944K	0944L	<i>Proteus mirabilis</i> derived from ATCC® 35659™
0945P	0945K	0945L	<i>Staphylococcus saprophyticus</i> derived from ATCC® 49453™
0946P	0946K	0946L	<i>Staphylococcus warneri</i> derived from ATCC® 49454™
0947P	0947K	0947L	<i>Streptococcus pneumoniae</i> derived from ATCC® 49619™
0948P	0948K	0948L	<i>Sphingobacterium multivorum</i> derived from ATCC® 35656™
0950P	0950K	0950L	<i>Yarrowia lipolytica</i> derived from ATCC® 9773™
0951P	0951K	0951L	<i>Moraxella catarrhalis</i> derived from ATCC® 25238™
0952P	0952K	0952L	<i>Neisseria gonorrhoeae</i> derived from ATCC® 49981™
0953P	0953K	0953L	<i>Bacillus atrophaeus</i> derived from ATCC® 9372™
0957P	0957K	0957L	<i>Klebsiella pneumoniae</i> subsp. <i>pneumoniae</i> derived from ATCC® 33495™
0958P	0958K	0958L	<i>Parvimonas micra</i> derived from ATCC® 33270™
0959P	0959K	0959L	<i>Enterococcus faecalis</i> derived from ATCC® 51299™
0963P	0963K	0963L	<i>Staphylococcus capitis</i> subsp. <i>capitis</i> derived from ATCC® 35661™
0965P	0965K	0965L	<i>Corynebacterium pseudodiphtheriticum</i> derived from ATCC® 10700™
0967P	0967K	0967L	<i>Streptococcus dysgalactiae</i> subsp. <i>equisimilis</i> derived from ATCC® 35666™
0968P	0968K	0968L	<i>Enterococcus faecium</i> derived from ATCC® 35667™
0969P	0969K	0969L	<i>Streptococcus mutans</i> derived from ATCC® 35668™
0971P	0971K	0971L	<i>Elizabethkingia meningoseptica</i> derived from ATCC® 13253™
0973P	0973K	0973L	<i>Acinetobacter lwoffii</i> derived from ATCC® 17925™
0975P	0975K	0975L	<i>Pseudomonas aeruginosa</i> derived from ATCC® 35032™
0976P	0976K	0976L	<i>Staphylococcus epidermidis</i> derived from ATCC® 49461™
0978P	0978K	0978L	<i>Streptococcus species</i> derived from ATCC® 12392™
0979P	0979K	0979L	<i>Streptococcus pyogenes</i> , (A,3) derived from ATCC® 12384™
0980P	0980K	0980L	<i>Lactococcus lactis</i> derived from ATCC® 49032™

0981P	0981K	0981L	<i>Candida albicans</i> derived from ATCC® 66027™
0982P	0982K	0982L	<i>Candida kefyr</i> derived from ATCC® 66028™
0983P	0983K	0983L	<i>Candida tropicalis</i> derived from ATCC® 66029™
0984P	0984K	0984L	<i>Cryptococcus albidus</i> derived from ATCC® 66030™
0985P	0985K	0985L	<i>Cryptococcus neoformans</i> derived from ATCC® 66031™
0986P	0986K	0986L	<i>Candida glabrata</i> derived from ATCC® 66032™
0987P	0987K	0987L	<i>Cryptococcus uniguttulatus</i> derived from ATCC® 66033™
0989P	0989K	0989L	<i>Lactiseibacillus rhamnosus</i> derived from ATCC® 9595™
0990P	0990K	0990L	<i>Candida kefyr</i> derived from ATCC® 2512™
0991P	0991K	0991L	<i>Papiliotrema laurentii</i> derived from ATCC® 66036™
0992P	0992K	0992L	<i>Candida glabrata</i> derived from ATCC® 2001™
0993P	0993K	0993L	<i>Haemophilus influenzae</i> derived from ATCC® 35056™
0994P	0994K	0994L	<i>Streptococcus pyogenes</i> derived from ATCC® 49399™
0995P	0995K	0995L	<i>Mycobacterium gordonae</i> derived from ATCC® 14470™
0998P	0998K	0998L	<i>Bacillus cereus</i> derived from ATCC® 10876™
0999P	0999K	0999L	<i>Bacillus paranthracis</i> derived from ATCC® 13061™
01000P	01000K	01000L	<i>Enterococcus faecium</i> derived from ATCC® 700221™
01003P	01003K	01003L	<i>Legionella longbeachae</i> derived from ATCC® 33462™
01005P	01005K	01005L	<i>Klebsiella pneumoniae</i> derived from ATCC® BAA-1705™
01006P	01006K	01006L	<i>Klebsiella pneumoniae</i> derived from ATCC® BAA-1706™
01007P	01007K	01007L	<i>Staphylococcus aureus</i> derived from ATCC® BAA-1708™
01008P	01008K	01008L	<i>Bacillus badius</i> derived from ATCC® 14574™
01009P	01009K	01009L	<i>Pseudomonas aeruginosa</i> derived from ATCC® 9721™
01010P	01010K	01010L	<i>Pseudomonas aeruginosa</i> derived from ATCC® BAA-1744™
01011P	01011K	01011L	<i>Zygosaccharomyces parabaillii</i> derived from ATCC® MYA-4549™
01012P	01012K	01012L	<i>Hanseniaspora valbyensis</i> derived from ATCC® 58370™
01013P	01013K	01013L	<i>Sporidiobolus salmonicolor</i> derived from ATCC® MYA-4550™
01018P	01018K	01018L	<i>Enterobacter hormaechei</i> subsp. <i>steigerwaltii</i> derived from ATCC® BAA-1143™
01019P	01019K	01019L	<i>Klebsiella pneumoniae</i> derived from ATCC® BAA-1144™
01020P	01020K	01020L	<i>Stenotrophomonas maltophilia</i> derived from ATCC® 13636™
01021P	01021K	01021L	<i>Aspergillus fumigatus</i> derived from ATCC® 204305™
01022P	01022K	01022L	<i>Staphylococcus aureus</i> subsp. <i>aureus</i> derived from ATCC® 700698™
01023P	01023K	01023L	<i>Campylobacter coli</i> derived from ATCC® 33559™
01024P	01024K	01024L	<i>Haemophilus influenzae</i> derived from NCTC 8468
01025P	01025K	01025L	<i>Bifidobacterium bifidum</i> derived from ATCC® 11863™
01035P	01035K	01035L	<i>Staphylococcus saprophyticus</i> derived from ATCC® 35552™
01036P	01036K	01036L	<i>Candida tropicalis</i> derived from ATCC® 1369™
01037P	01037K	01037L	<i>Escherichia coli</i> derived from ATCC® 15597™
01038P	01038K	01038L	<i>Arcanobacterium haemolyticum</i> derived from ATCC® BAA-1784™
01039P	01039K	01039L	<i>Corynebacterium urealyticum</i> derived from ATCC® 43044™
01040P	01040K	01040L	<i>Corynebacterium renale</i> derived from ATCC® BAA-1785™
01041P	N/A	N/A	<i>Microbacterium paraoxydans</i> derived from ATCC® BAA-1818™
01042P	01042K	01042L	<i>Microbacterium liquefaciens</i> derived from ATCC® BAA-1819™
01044P	01044K	01044L	<i>Curtobacterium pusillum</i> derived from ATCC® 19096™
01045P	01045K	01045L	<i>Salmonella enterica</i> subsp. <i>diarizonae</i> derived from ATCC® 29934™
01046P	01046K	01046L	<i>Cellulosimicrobium cellulans</i> derived from ATCC® BAA-1816™
01047P	01047K	01047L	<i>Cellulosimicrobium cellulans</i> derived from ATCC® BAA-1817™
01048P	01048K	01048L	<i>Clostridioides difficile</i> derived from ATCC® BAA-1870™

01049P	01049K	01049L	<i>Mycobacterium haemophilum</i> derived from ATCC® 29548™
01050P	01050K	01050L	<i>Escherichia coli</i> derived from ATCC® 10799™
01051P	01051K	01051L	<i>Cryptococcus gattii</i> derived from ATCC® MYA-4560™
01052P	01052K	01052L	<i>Enterococcus faecium</i> derived from ATCC® 6057™
N/A	N/A	01053L	<i>Mycoplasma bovis</i> derived from ATCC® 25025™
01054P	01054K	01054L	<i>Salmonella enterica</i> subsp. <i>diarizonae</i> derived from ATCC® 12325™
01055P	01055K	01055L	<i>Staphylococcus aureus</i> subsp. <i>aureus</i> derived from ATCC® BAA-44™
01056P	01056K	01056L	<i>Salmonella enterica</i> subsp. <i>enterica</i> serovar Bispebjerg derived from ATCC® 9842™
01057P	01057K	01057L	<i>Acinetobacter baumannii</i> derived from ATCC® BAA-1605™
01060P	01060K	01060L	<i>Klebsiella pneumoniae</i> derived from ATCC® BAA-2146™
01062P	01062K	01062L	<i>Escherichia coli</i> derived from NCTC 8622
01063P	01063K	01063L	<i>Cryptococcus gattii</i> (B) derived from ATCC® 34877™
01065P	01065K	01065L	<i>Staphylococcus aureus</i> derived from NCTC 12493
01066P	01066K	01066L	<i>Saccharomyces cerevisiae</i> derived from ATCC® 18824™
01068P	01068K	01068L	<i>Staphylococcus epidermidis</i> derived from ATCC® 51625™
01075P	01075K	01075L	<i>Pediococcus pentosaceus</i> derived from ATCC® 33316™
01076P	01076K	01076L	<i>Vibrio vulnificus</i> derived from ATCC® 27562™
01077P	01077K	01077L	<i>Streptococcus anginosus</i> derived from ATCC® 33397™
01078P	01078K	01078L	<i>Pseudomonas aeruginosa</i> derived from ATCC® 13388™
01081P	01081K	01081L	<i>Aureobasidium pullulans</i> var. <i>melanigenum</i> derived from ATCC® 15233™
01085P	01085K	01085L	<i>Escherichia coli</i> derived from NCTC 13351
01087P	01087K	01087L	<i>Salmonella enterica</i> subsp. <i>salamae</i> serotype Tranaroa derived from NCTC 10252
01088P	01088K	01088L	<i>Cronobacter sakazakii</i> derived from ATCC® 29544™
01089P	01089K	01089L	<i>Enterococcus faecalis</i> derived from ATCC® 51575™
01090P	01090K	01090L	<i>Lactocaseibacillus rhamnosus</i> derived from ATCC® 53103™
01092P	01092K	01092L	<i>Bifidobacterium animalis</i> subsp. <i>animalis</i> derived from ATCC® 25527™
01094P	01094K	01094L	<i>Chaetomium globosum</i> derived from ATCC® 6205™
01095P	01095K	01095L	<i>Salmonella enterica</i> subsp. <i>enterica</i> serovar Newport derived from ATCC® 6962™
01097P	01097K	01097L	<i>Escherichia coli</i> (O145:NM) derived from CDC 99-3311
01098P	01098K	01098L	<i>Escherichia coli</i> (O45:H2) derived from CDC 00-3039
01099P	01099K	01099L	<i>Escherichia coli</i> (O121:H19) derived from CDC 02-3211
01100P	01100K	01100L	<i>Escherichia coli</i> (O26:H11) derived from CDC 03-3014
01101P	01101K	01101L	<i>Escherichia coli</i> (O103:H11) derived from CDC 06-3008
01102P	01102K	01102L	<i>Escherichia coli</i> (O111:H8) derived from CDC 2010C-3114
01103P	01103K	01103L	<i>Salmonella enterica</i> subsp. <i>enterica</i> serovar Enteritidis derived from ATCC® 49223™
01104P	01104K	01104L	<i>Escherichia coli</i> (O104:H4) derived from ATCC® BAA-2326™
01105P	01105K	01105L	<i>Enterobacter cloacae</i> derived from NCTC 13464
01108P	01108K	01108L	<i>Corynebacterium jeikeium</i> derived from ATCC® 43734™
01110P	01110K	01110L	<i>Methylorubrum extorquens</i> derived from ATCC® BAA-2500™
01111P	01111K	01111L	<i>Enterobacter cloacae</i> derived from NCTC 13406
01112P	01112K	01112L	<i>Klebsiella pneumoniae</i> derived from NCTC 13440
01113P	01113K	01113L	<i>Escherichia coli</i> derived from ATCC® BAA-2469™
01117P	01117K	01117L	<i>Klebsiella pneumoniae</i> derived from NCTC 13438
01122P	01122K	01122L	<i>Staphylococcus aureus</i> derived from ATCC® BAA-2312™
01130P	01130K	01130L	<i>Aspergillus brasiliensis</i> derived from ATCC® 9642™
01132P	01132K	01132L	<i>Campylobacter lari</i> derived from ATCC® 35221™
01133P	01133K	01133L	<i>Penicillium citrinum</i> derived from ATCC® 9849™
01134P	01134K	01134L	<i>Alternaria species</i> derived from ATCC® 20084™

01136P	01136K	01136L	<i>Escherichia coli</i> derived from NCTC 13476
01139P	01139K	01139L	<i>Candida dubliniensis</i> derived from NCPF 3949
01140P	01140K	01140L	<i>Aspergillus caesiellus</i> derived from ATCC® 42693™
01141P	01141K	01141L	<i>Wallemia mellicola</i> derived from ATCC® 42694™
01142P	01142K	01142L	<i>Mucor racemosus</i> derived from ATCC® 42647™
01143P	01143K	01143L	<i>Enterococcus faecium</i> derived from NCTC 12204
01144P	01144K	01144L	<i>Lactobacillus plantarum</i> subsp. <i>plantarum</i> derived from ATCC® 14917™
01148P	01148K	01148L	<i>Klebsiella pneumoniae</i> derived from NCTC 13442
01149P	01149K	01149L	<i>Mycobacterium avium</i> derived from ATCC® 700898™
01150P	01150K	01150L	<i>Staphylococcus lugdunensis</i> derived from NCTC 7990
01152P	01152K	01152L	<i>Proteus vulgaris</i> derived from ATCC® 29905™
01159P	01159K	01159L	<i>Ralstonia pickettii</i> derived from ATCC® 27511™
01160P	01160K	01160L	<i>Eurotium rubrum</i> derived from ATCC® 42690™
01167P	01167K	01167L	<i>Brevundimonas vesicularis</i> derived from ATCC® 11426™
01169P	01169K	01169L	<i>Citrobacter freundii</i> derived from ATCC® 8454™
01170P	01170K	01170L	<i>Salmonella enterica</i> subsp. <i>enterica</i> serovar Paratyphi B derived from ATCC® 8759™
01171P	01171K	01171L	<i>Haemophilus parainfluenzae</i> derived from ATCC® 9796™
01172P	01172K	01172L	<i>Cryptococcus neoformans</i> derived from ATCC® 13690™
01173P	01173K	01173L	<i>Cryptococcus neoformans</i> (D) derived from ATCC® 36556™
01175P	01175K	01175L	<i>Aggregatibacter actinomycetemcomitans</i> (b) derived from ATCC® 29522™
01181P	01181K	01181L	<i>Methylobacterium organophilum</i> derived from ATCC® 27886™
01182P	01182K	01182L	<i>Aspergillus flavus</i> derived from ATCC® 9643™
01184P	01184K	01184L	<i>Deinococcus radiophilus</i> derived from ATCC® 27603™
01185P	01185K	01185L	<i>Candida kefyr</i> derived from ATCC® 8553™
01186P	01186K	01186L	<i>Chryseobacterium indologenes</i> derived from ATCC® 29897™
01187P	01187K	01187L	<i>Prevotella intermedia</i> derived from ATCC® 25611™
01188P	01188K	01188L	<i>Clostridium sporogenes</i> derived from ATCC® 9690™
01189P	01189K	01189L	<i>Staphylococcus epidermidis</i> derived from ATCC® 35984™
01190P	01190K	01190L	<i>Listeria monocytogenes</i> derived from ATCC® 35152™
01192P	01192K	01192L	<i>Escherichia coli</i> derived from NCTC 13216
01193P	01193K	01193L	<i>Escherichia coli</i> derived from NCTC 13167
01195P	01195K	01195L	<i>Legionella anisa</i> derived from ATCC® 35292™
01196P	01196K	01196L	<i>Clostridium bifermentans</i> derived from NCTC 506
01197P	01197K	01197L	<i>Ralstonia pickettii</i> derived from ATCC® 700591™
01200P	01200K	01200L	<i>Penicillium rubens</i> derived from ATCC® 11709™
01202P	01202K	01202L	<i>Enterobacter cloacae</i> derived from ATCC® BAA-2341™
01204P	01204K	01204L	<i>Escherichia coli</i> (O157:H7) derived from ATCC® 43890™
01209P	01209K	01209L	<i>Shigella boydii</i> (2) derived from ATCC® 8700™
01213P	N/A	N/A	<i>Yersinia enterocolitica</i> derived from NCTC 11174
01214P	01214K	01214L	<i>Vibrio vulnificus</i> derived from ATCC® 29307™
01215P	01215K	01215L	<i>Proteus mirabilis</i> derived from ATCC® 29906™
01229P	01229K	01229L	<i>Escherichia coli</i> ATCC® BAA-2523™
01233P	01233K	01233L	<i>Escherichia coli</i> derived from ATCC® 51739™
01234P	01234K	01234L	<i>Streptococcus agalactiae</i> (III) derived from ATCC® BAA-22™
01235P	01235K	01235L	<i>Shigella dysenteriae</i> derived from ATCC® 13313™
01236P	01236K	01236L	<i>Vibrio parahaemolyticus</i> (o2:k3) derived from NCTC 10885
01237P	01237K	01237L	<i>Campylobacter fetus</i> subsp. <i>fetus</i> derived from ATCC® 27374™
01238P	01238K	01238L	<i>Talaromyces pinophilus</i> derived from ATCC® 11797™

01242P	01242K	01242L	<i>Escherichia coli</i> derived from ATCC® BAA-2452™
01244P	01244K	01244L	<i>Escherichia coli</i> derived from NCTC 13846
01245P	N/A	N/A	<i>Klebsiella pneumoniae</i> derived from NCTC 13439
01247P	01247K	01247L	<i>Klebsiella pneumoniae</i> subsp. <i>pneumoniae</i> derived from ATCC® BAA-2524™
01256P	01256K	01256L	<i>Candida auris</i> derived from CDC B11903
01257P	01257K	01257L	<i>Salmonella enterica</i> subsp. <i>enterica</i> serotype Nottingham derived from NCTC7832
01259P	01259K	01259L	<i>Escherichia coli</i> derived from CDC AR-0346
01260P	01260K	01260L	<i>Enterococcus faecium</i> derived ATCC® 8459™
01261P	01261K	01261L	<i>Escherichia coli</i> derived from ATCC® BAA-1429™
01262P	01262K	01262L	<i>Levi lactobacillus brevis</i> derived from ATCC® 14869™
01263P	01263K	01263L	<i>Klebsiella pneumoniae</i> derived from ATCC® BAA-2814™
01264P	01264K	01264L	<i>Aspergillus terreus</i> derived from ATCC® 1012™
01265P	01265K	01265L	<i>Escherichia coli</i> derived from NCTC 13353
01266P	01266K	01266L	<i>Acinetobacter baumannii</i> derived from NCTC 13304
01269P	01269K	01269L	<i>Burkholderia cenocepacia</i> derived from ATCC® BAA-245™
01270P	01270K	01270L	<i>Burkholderia multivorans</i> derived from ATCC® BAA-247™
01272P	01272K	01272L	<i>Lactobacillus johnsonii</i> derived from ATCC® 11506™
01290P	01290K	N/A	<i>Pseudomonas aeruginosa</i> derived from ATCC® BAA-3144™
0158MRSA	N/A	N/A	<i>Staphylococcus aureus</i> subsp. <i>aureus</i> derived from ATCC® 700699™ (MRSA Live Culture Positive Control)
0360MSSA	N/A	N/A	<i>Staphylococcus aureus</i> subsp. <i>aureus</i> derived from ATCC® 25923™ (MSSA Live Culture Positive Control)
0371MSSE	N/A	N/A	<i>Staphylococcus epidermidis</i> derived from ATCC® 12228™ (MSSE Live Culture Positive Control)

## QC Sets and Panels: KWIK-STIK

Tabuľka nižšie uvádza zoznam všetkých katalógových čísel pre súpravy QC Sets and Panels, ktoré obsahujú viacero tyčínok KWIK-STIK. Katalógové čísla 5XXX obsahujú 2 tyčinky KWIK-STIK každého uvedeného mikroorganizmu. Katalógové čísla 8XXX sú podobné, ale obsahujú iný počet tyčínok KWIK-STIK než dve.

Katalógové číslo	Analyty
5002P	CLSI® MIC QC Set without <i>Klebsiella pneumoniae</i> <i>Enterococcus faecalis</i> derived from ATCC® 29212™ <i>Escherichia coli</i> derived from ATCC® 25922™ <i>Escherichia coli</i> derived from ATCC® 35218™ <i>Pseudomonas aeruginosa</i> derived from ATCC® 27853™ <i>Staphylococcus aureus</i> subsp. <i>aureus</i> derived from ATCC® 29213™
5027P	CLSI® M22 Chocolate Agar QC Set <i>Haemophilus influenzae</i> derived from ATCC® 10211™ <i>Neisseria gonorrhoeae</i> derived from ATCC® 43069™
5062P	Dried Overnight – Gram Negative Panel QC Set <i>Escherichia coli</i> derived from ATCC® 25922™ <i>Aggregatibacter aphrophilus</i> derived from ATCC® 49146™ <i>Klebsiella oxytoca</i> derived from ATCC® 49131™ <i>Klebsiella quasipneumoniae</i> derived from ATCC® 700603™ <i>Proteus vulgaris</i> derived from ATCC® 49132™ <i>Pseudomonas aeruginosa</i> derived from ATCC® 27853™
5063P	Dried Overnight – Gram Positive Panel QC Set <i>Enterococcus faecalis</i> derived from ATCC® 29212™ <i>Escherichia coli</i> derived from ATCC® 35218™ <i>Micrococcus luteus</i> derived from ATCC® 49732™ <i>Staphylococcus aureus</i> subsp. <i>aureus</i> derived from ATCC® 29213™ <i>Staphylococcus aureus</i> subsp. <i>aureus</i> derived from ATCC® 43300™ <i>Staphylococcus aureus</i> subsp. <i>aureus</i> derived from ATCC® BAA-977™ <i>Streptococcus gallolyticus</i> derived from ATCC® 49147™
5065P	ANA (3 Strains) QC Set <i>Bacteroides uniformis</i> derived from ATCC® 8492™ <i>Paeniclostridium sordellii</i> derived from ATCC® 9714™ <i>Parabacteroides distasonis</i> derived from ATCC® 8503™
5066P	NH (4 Strains) QC Set <i>Aggregatibacter aphrophilus</i> derived from ATCC® 49146™ <i>Haemophilus influenzae</i> derived from ATCC® 9006™ <i>Moraxella catarrhalis</i> derived from ATCC® 8176™ <i>Oligella urethralis</i> derived from ATCC® 17960™
5107P	Non-Fastidious Gram Negative (5 Strains) QC Set <i>Enterobacter cloacae</i> subsp. <i>cloacae</i> derived from ATCC® 13047™ <i>Escherichia coli</i> derived from ATCC® 25922™ <i>Klebsiella pneumoniae</i> subsp. <i>pneumoniae</i> derived from ATCC® 35657™ <i>Proteus mirabilis</i> derived from ATCC® 35659™ <i>Stenotrophomonas maltophilia</i> derived from ATCC® 51331™
5112P	AST-GP (4 Strains) QC Set <i>Enterococcus faecalis</i> derived from ATCC® 29212™ <i>Enterococcus faecalis</i> derived from ATCC® 51299™ <i>Escherichia coli</i> derived from ATCC® 35218™ <i>Staphylococcus aureus</i> subsp. <i>aureus</i> derived from ATCC® 29213™
5184P	AST-YS QC Set <i>Candida parapsilosis</i> derived from ATCC® 22019™ <i>Issatchenkia orientalis</i> derived from ATCC® 6258™
5187P	AST-GP (5 Strains) QC Set <i>Enterococcus faecalis</i> derived from ATCC® 29212™ <i>Staphylococcus aureus</i> subsp. <i>aureus</i> derived from ATCC® 29213™ <i>Staphylococcus aureus</i> subsp. <i>aureus</i> derived from ATCC® BAA-976™ <i>Staphylococcus aureus</i> subsp. <i>aureus</i> derived from ATCC® BAA-977™ <i>Staphylococcus aureus</i> derived from ATCC® BAA-1026™

5189P	<p>AST-GN QC Set with Klebsiella  <i>Escherichia coli</i> derived from ATCC® 25922™  <i>Escherichia coli</i> derived from ATCC® 35218™  <i>Klebsiella quasipneumoniae</i> derived from ATCC® 700603™  <i>Pseudomonas aeruginosa</i> derived from ATCC® 27853™</p>
5190P	<p>ANC Comprehensive QC Set  <i>Bacteroides ovatus</i> derived from ATCC® BAA-1296™  <i>Phocaeicola vulgatus</i> derived from ATCC® 8482™  <i>Clostridium perfringens</i> derived from ATCC® 13124™  <i>Clostridium septicum</i> derived from ATCC® 12464™  <i>Paeniclostridium sordellii</i> derived from ATCC® 9714™  <i>Corynebacterium striatum</i> derived from ATCC® BAA-1293™  <i>Parabacteroides distasonis</i> derived from ATCC® BAA-1295™</p>
5191P	<p>BCL Comprehensive QC Set  <i>Aneurinibacillus aneurinilyticus</i> derived from ATCC® 11376™  <i>Bacillus badius</i> derived from ATCC® 14574™  <i>Bacillus pumilus</i> derived from ATCC® BAA-1434™  <i>Brevibacillus agri</i> derived from ATCC® 51663™  <i>Brevibacillus laterosporus</i> derived from ATCC® 64™  <i>Klebsiella aerogenes</i> derived from ATCC® 13048™  <i>Nialla circulans</i> derived from ATCC® 61™  <i>Paenibacillus gordonae</i> derived from ATCC® 29948™  <i>Paenibacillus macerans</i> derived from ATCC® 8509™  <i>Paenibacillus polymyxa</i> derived from ATCC® 7070™  <i>Priestia megaterium</i> derived from ATCC® 14581™  <i>Staphylococcus epidermidis</i> derived from ATCC® 12228™</p>
5192P	<p>GN Comprehensive QC Set  <i>Acinetobacter baumannii</i> derived from ATCC® BAA-747™  <i>Elizabethkingia meningoseptica</i> derived from ATCC® 13253™  <i>Enterobacter hormaechei</i> derived from ATCC® 700323™  <i>Escherichia coli</i> derived from ATCC® 25922™  <i>Klebsiella oxytoca</i> derived from ATCC® 700324™  <i>Brucella anthropi</i> derived from ATCC® BAA-749™  <i>Proteus vulgaris</i> derived from ATCC® 6380™  <i>Pseudomonas aeruginosa</i> derived from ATCC® 9721™  <i>Pseudomonas aeruginosa</i> derived from ATCC® BAA-1744™  <i>Stenotrophomonas maltophilia</i> derived from ATCC® 17666™</p>
5193P	<p>GP Comprehensive QC Set  <i>Enterococcus casseliflavus</i> derived from ATCC® 700327™  <i>Enterococcus saccharolyticus</i> derived from ATCC® 43076™  <i>Kocuria kristinae</i> derived from ATCC® BAA-752™  <i>Listeria monocytogenes</i> derived from ATCC® BAA-751™  <i>Staphylococcus saprophyticus</i> derived from ATCC® BAA-750™  <i>Mammaliococcus sciuri</i> derived from ATCC® 29061™  <i>Streptococcus equi</i> subsp. <i>zooepidemicus</i> derived from ATCC® 43079™  <i>Streptococcus pneumoniae</i> derived from ATCC® 49619™  <i>Streptococcus thermophilus</i> derived from ATCC® 19258™</p>
5194P	<p>NH Comprehensive QC Set  <i>Aggregatibacter aphrophilus</i> derived from ATCC® 33389™  <i>Eikenella corrodens</i> derived from ATCC® BAA-1152™  <i>Haemophilus influenzae</i> derived from ATCC® 9007™  <i>Klebsiella aerogenes</i> derived from ATCC® 13048™  <i>Neisseria gonorrhoeae</i> derived from ATCC® 19424™  <i>Neisseria lactamica</i> derived from ATCC® 23970™  <i>Oligella urethralis</i> derived from ATCC® 17960™  <i>Paenibacillus polymyxa</i> derived from ATCC® 7070™  <i>Staphylococcus epidermidis</i> derived from ATCC® 12228™</p>

5195P	<p>YST Comprehensive QC Set</p> <p><i>Candida albicans</i> derived from ATCC® 14053™</p> <p><i>Candida glabrata</i> derived from ATCC® MYA-2950™</p> <p><i>Candida lusitanae</i> derived from ATCC® 34449™</p> <p><i>Candida utilis</i> derived from ATCC® 9950™</p> <p><i>Hanseniaspora valbyensis</i> derived from ATCC® 58370™</p> <p><i>Oligella ureolytica</i> derived from ATCC® 43534™</p> <p><i>Prototheca wickerhamii</i> derived from ATCC® 16529™</p> <p><i>Staphylococcus epidermidis</i> derived from ATCC® 12228™</p> <p><i>Sporidiobolus salmonicolor</i> derived from ATCC® MYA-4550™</p> <p><i>Cutaneotrichosporon dermatis</i> derived from ATCC® 204094™</p> <p><i>Zygosaccharomyces parabaillii</i> derived from ATCC® MYA-4549™</p>
5209P	<p>CBC QC Set</p> <p><i>Arcanobacterium haemolyticum</i> derived from ATCC® BAA-1784™</p> <p><i>Cellulosimicrobium cellulans</i> derived from ATCC® BAA-1816™</p> <p><i>Cellulosimicrobium cellulans</i> derived from ATCC® BAA-1817™</p> <p><i>Corynebacterium renale</i> derived from ATCC® BAA-1785™</p> <p><i>Corynebacterium urealyticum</i> derived from ATCC® 43044™</p> <p><i>Curtobacterium pusillum</i> derived from ATCC® 19096™</p> <p><i>Klebsiella oxytoca</i> derived from ATCC® 700324™</p> <p><i>Microbacterium liquefaciens</i> derived from ATCC® BAA-1819™</p> <p><i>Microbacterium paraoxydans</i> derived from ATCC® BAA-1818™</p> <p><i>Microbacterium testaceum</i> derived from ATCC® 15829™</p> <p><i>Brucella anthropi</i> derived from ATCC® BAA-749™</p>
5214P	<p>GN Streamlined QC Set</p> <p><i>Enterobacter hormaechei</i> derived from ATCC® 700323™</p> <p><i>Stenotrophomonas maltophilia</i> derived from ATCC® 17666™</p>
5215P	<p>GP Streamlined QC Set</p> <p><i>Enterococcus casseliflavus</i> derived from ATCC® 700327™</p> <p><i>Staphylococcus saprophyticus</i> derived from ATCC® BAA-750™</p>
5216P	<p>ANC Streamlined QC Set</p> <p><i>Bacteroides ovatus</i> derived from ATCC® BAA-1296™</p> <p><i>Clostridium septicum</i> derived from ATCC® 12464™</p>
5220P	<p>AST-GP (6 Strains) QC Set</p> <p><i>Enterococcus faecalis</i> derived from ATCC® 29212™</p> <p><i>Enterococcus faecalis</i> derived from ATCC® 51299™</p> <p><i>Staphylococcus aureus</i> subsp. <i>aureus</i> derived from ATCC® 29213™</p> <p><i>Staphylococcus aureus</i> subsp. <i>aureus</i> derived from ATCC® BAA-976™</p> <p><i>Staphylococcus aureus</i> subsp. <i>aureus</i> derived from ATCC® BAA-977™</p> <p><i>Staphylococcus aureus</i> derived from ATCC® BAA-1026™</p>
5225P	<p>Gram-Positive Blood Culture Control Panel (Live Culture)</p> <p><i>Enterococcus faecalis</i> derived from NCTC 13379</p> <p><i>Enterococcus faecium</i> derived from NCTC 12204</p> <p><i>Listeria monocytogenes</i> derived from NCTC 10890</p> <p><i>Staphylococcus aureus</i> derived from NCTC 12493</p> <p><i>Staphylococcus lugdunensis</i> derived from NCTC 7990</p> <p><i>Streptococcus agalactiae</i> derived from NCTC 8017</p> <p><i>Streptococcus anginosus</i> derived from NCTC 10713</p> <p><i>Staphylococcus epidermidis</i> derived from NCIMB 8853</p> <p><i>Streptococcus pneumoniae</i> derived from NCIMB 13286</p> <p><i>Streptococcus pyogenes</i> derived from NCIMB 13285</p>
5246P	<p>Anaerobe Identification Panel</p> <p><i>Bacteroides fragilis</i> derived from NCTC 9343</p> <p><i>Clostridioides difficile</i> derived from ATCC® 9689™</p> <p><i>Cutibacterium acnes</i> derived from ATCC® 6919™</p> <p><i>Fusobacterium necrophorum</i> subsp. <i>necrophorum</i> derived from ATCC® 25286™</p> <p><i>Peptostreptococcus anaerobius</i> derived from ATCC® 27337™</p>
5247P	<p>Gram Negative Identification Panel</p> <p><i>Citrobacter freundii</i> derived from NCTC 9750</p> <p><i>Escherichia coli</i> derived from ATCC® 11775™</p> <p><i>Klebsiella pneumoniae</i> subsp. <i>pneumoniae</i> derived from ATCC® 13883™</p> <p><i>Pseudomonas aeruginosa</i> derived from NCIMB 12469</p> <p><i>Yersinia enterocolitica</i> derived from NCTC 11174</p>

5248P	Gram Positive Identification Panel <i>Corynebacterium jeikeium</i> derived from ATCC® 43734™ <i>Enterococcus faecalis</i> derived from NCTC 775 <i>Micrococcus luteus</i> derived from ATCC® 4698™ <i>Staphylococcus epidermidis</i> derived from NCIMB 8853 <i>Streptococcus pneumoniae</i> derived from NCIMB 13286
5260P	AST-GN (7 Strains) QC Set <i>Escherichia coli</i> derived from ATCC® 25922™ <i>Escherichia coli</i> derived from ATCC® 35218™ <i>Klebsiella pneumoniae</i> derived from ATCC® BAA-1705™ <i>Klebsiella pneumoniae</i> derived from ATCC® BAA-2814™ <i>Klebsiella quasipneumoniae</i> derived from ATCC® 700603™ <i>Pseudomonas aeruginosa</i> derived from ATCC® 27853™ <i>Pseudomonas aeruginosa</i> derived from ATCC® BAA-3144™
8164	GBS QC Set (Live Culture) <i>Streptococcus agalactiae</i> derived from ATCC® 12401™ <i>Lactobacillus acidophilus</i> derived from ATCC® 4356™
8171	<i>C. difficile</i> QC Set (Live Culture) <i>Clostridioides difficile</i> derived from ATCC® 9689™ <i>Clostridioides difficile</i> derived from ATCC® 700057™
8173	GBS Verification Panel (Live Culture) <i>Streptococcus agalactiae</i> derived from ATCC® 12386™ <i>Streptococcus agalactiae</i> (B,3) derived from ATCC® 12403™ <i>Streptococcus anginosus</i> derived from NCTC 10713 <i>Streptococcus dysgalactiae</i> subsp. <i>equisimilis</i> derived from ATCC® 12388™ <i>Streptococcus pyogenes</i> derived from ATCC® 19615™ <i>Streptococcus agalactiae</i> (III) derived from ATCC® BAA-22™
8174	MRSA Organism Set (Live Culture) <i>Staphylococcus aureus</i> subsp. <i>aureus</i> derived from ATCC® 33591™ <i>Staphylococcus aureus</i> subsp. <i>aureus</i> derived from ATCC® 700699™ <i>Staphylococcus aureus</i> subsp. <i>aureus</i> derived from ATCC® 43300™ <i>Staphylococcus aureus</i> subsp. <i>aureus</i> derived from ATCC® 700698™ <i>Staphylococcus aureus</i> derived from NCTC 12493 <i>Staphylococcus aureus</i> subsp. <i>aureus</i> derived from NCTC 12973 <i>Staphylococcus aureus</i> subsp. <i>aureus</i> derived from ATCC® 6538™ <i>Staphylococcus aureus</i> subsp. <i>aureus</i> derived from ATCC® 29213™ <i>Staphylococcus aureus</i> subsp. <i>aureus</i> derived from ATCC® 33862™ <i>Staphylococcus epidermidis</i> derived from ATCC® 51625™
8178	SA Organism Set (Live Culture) <i>Staphylococcus aureus</i> derived from BD 2952 <i>Staphylococcus aureus</i> derived from BD 797 <i>Staphylococcus aureus</i> derived from BD 2937 <i>Staphylococcus aureus</i> derived from BD 11 <i>Staphylococcus aureus</i> derived from BD 2800 <i>Staphylococcus aureus</i> derived from BD 131 <i>Staphylococcus aureus</i> derived from BD 1 <i>Staphylococcus aureus</i> derived from BD 9 <i>Staphylococcus aureus</i> derived from BD 16 <i>Staphylococcus aureus</i> derived from BD 19 <i>Staphylococcus aureus</i> derived from BD 3097 <i>Staphylococcus aureus</i> subsp. <i>aureus</i> derived from ATCC® 29213™ <i>Staphylococcus aureus</i> derived from ATCC® BAA-2312™ <i>Staphylococcus epidermidis</i> derived from ATCC® 14990™
8179	Enteric Bacterial Verification Panel (Live Culture) <i>Campylobacter jejuni</i> subsp. <i>jejuni</i> derived from ATCC® 33291™ <i>Campylobacter coli</i> derived from ATCC® 33559™ <i>Salmonella enterica</i> subsp. <i>enterica</i> serovar Typhimurium derived from ATCC® 14028™ <i>Salmonella bongori</i> derived from ATCC® 43975™ <i>Shigella sonnei</i> derived from ATCC® 9290™ <i>Shigella flexneri</i> derived from ATCC® 12022™ <i>Escherichia coli</i> (O157:H7) derived from ATCC® 43890™ <i>Escherichia coli</i> (O111:H8) derived from CDC 2010C-3114
8243	Cdiff Verification Panel (Live Culture) <i>Clostridioides difficile</i> derived from ATCC® 700057™ <i>Clostridioides difficile</i> derived from ATCC® 9689™